

Black, Asian and Minority Ethnic (BAME)

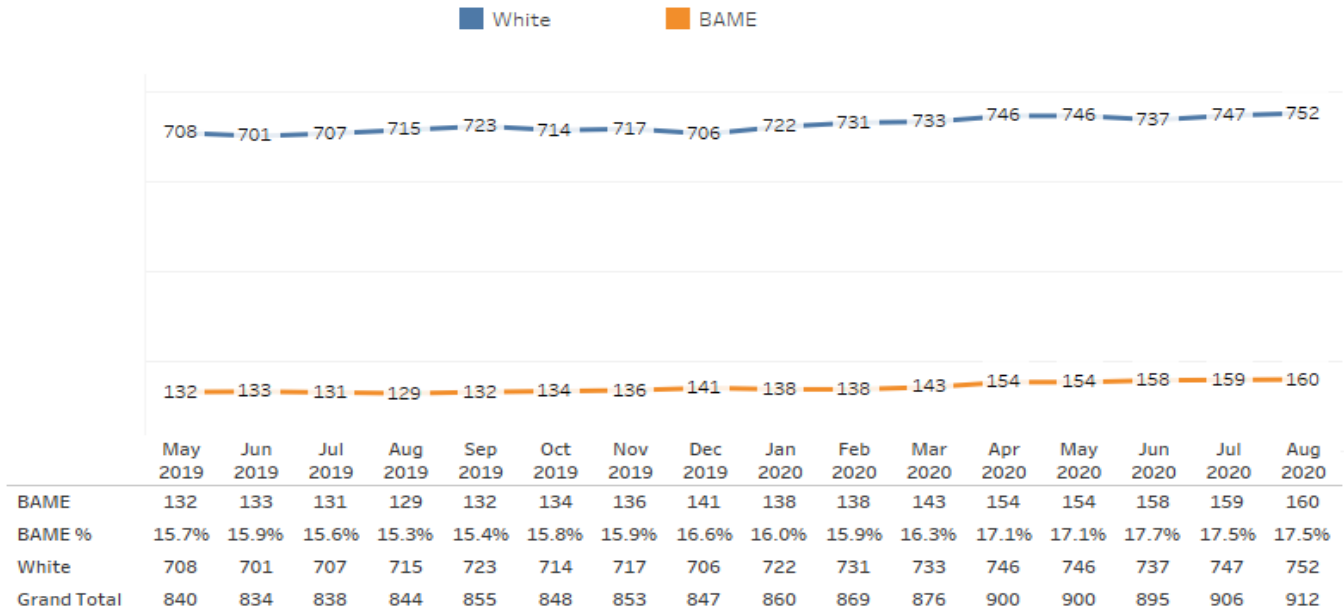
- 1.1 This data is accurate as at 07 September 2020 as recorded on the Liquidlogic Children's System (LCS).
- 1.2 For this report, children have been identified as Black, Asian or Minority Ethnic (BAME) are those whose ethnicity is not categorised as White using the SSSDA903 Main Categories shown below.
- White
 - Mixed/Dual Background
 - Asian or Asian British
 - Black or Black British
 - Chinese
 - Any Other Ethnic Group
- 1.3 Unaccompanied Asylum Seeking Children (UASC) have been excluded from this data. Children where information regarding ethnicity has not yet been obtained has also been excluded.

Summary

- 1.4 The short term stability of placements is better for looked after children who identify as BAME.
- 1.5 The proportion of looked after children who go missing is slightly higher for children who are BAME.
- 1.6 BAME children are more likely to be identified as at risk of exploitation. There are significantly more BAME males than females who are identified as at risk of exploitation, suggesting that this is more likely to be criminal exploitation than sexual exploitation.
- 1.7 BAME care leavers are significantly more likely to be in education, employment or training.

Black, Asian and Minority Ethnic (BAME)

Number of Looked After Children at the End of Each Month



2.1 The number of looked after children who are BAME has increased since August 2019 from 129 to 160 in August 2020. The proportion of looked after children who are BAME has also increased from 15.3% to 17.5% in the same period.

	May 2019	Jun 2019	Jul 2019	Aug 2019	Sep 2019	Oct 2019	Nov 2019	Dec 2019	Jan 2020	Feb 2020	Mar 2020	Apr 2020	May 2020	Jun 2020	Jul 2020	Aug 2020
Any other ethnic group	8	9	11	6	6	8	8	8	9	9	10	11	10	9	11	12
Asian or Asian British	21	22	18	20	21	21	23	25	25	25	29	29	30	33	30	31
Black or Black British	19	18	19	18	18	19	19	19	17	17	17	17	18	19	19	19
Chinese				1	3	3	3	1	1	1	1	1	1	1	1	1
Mixed/Dual background	84	84	83	84	84	83	83	88	86	86	86	96	95	96	98	97
White	708	701	707	715	723	714	717	706	722	731	733	746	746	737	747	752
Grand Total	840	834	838	844	855	848	853	847	860	869	876	900	900	895	906	912

2.2 Of the 160 BAME children who were looked after at the end of August 2020, 97 (61%) were recorded as 'Mixed/Dual background'. These children make up 11% of Surrey's looked after children.

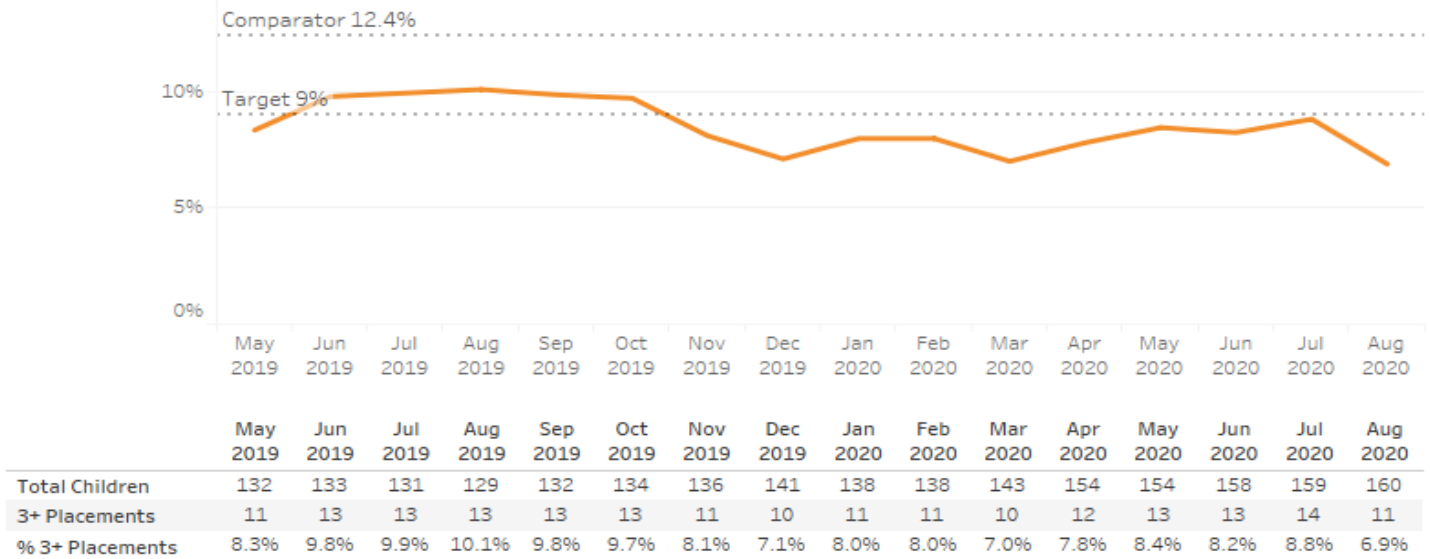
2.3 Children who are recorded as 'Any other mixed background' or 'White and Black Caribbean' form the largest proportions of BAME looked after children as at the end of August 2020.

	Aug 2020
African	11
Any other Asian background	11
Any other Black background	6
Any other ethnic group	12
Any other mixed background	37
Asian/Asian British Other	3
Asian/Asian British Pakistani	2
Bangladeshi	1
Black/Black British African	1
Caribbean	1
Chinese	1
Indian	2
Mixed Other	3
Mixed White & Black African	2
Mixed White & Black Caribbean	1
Pakistani	12
White and Asian	11
White and Black African	12
White and Black Caribbean	31

Black, Asian and Minority Ethnic (BAME)
Short Term Placement Stability

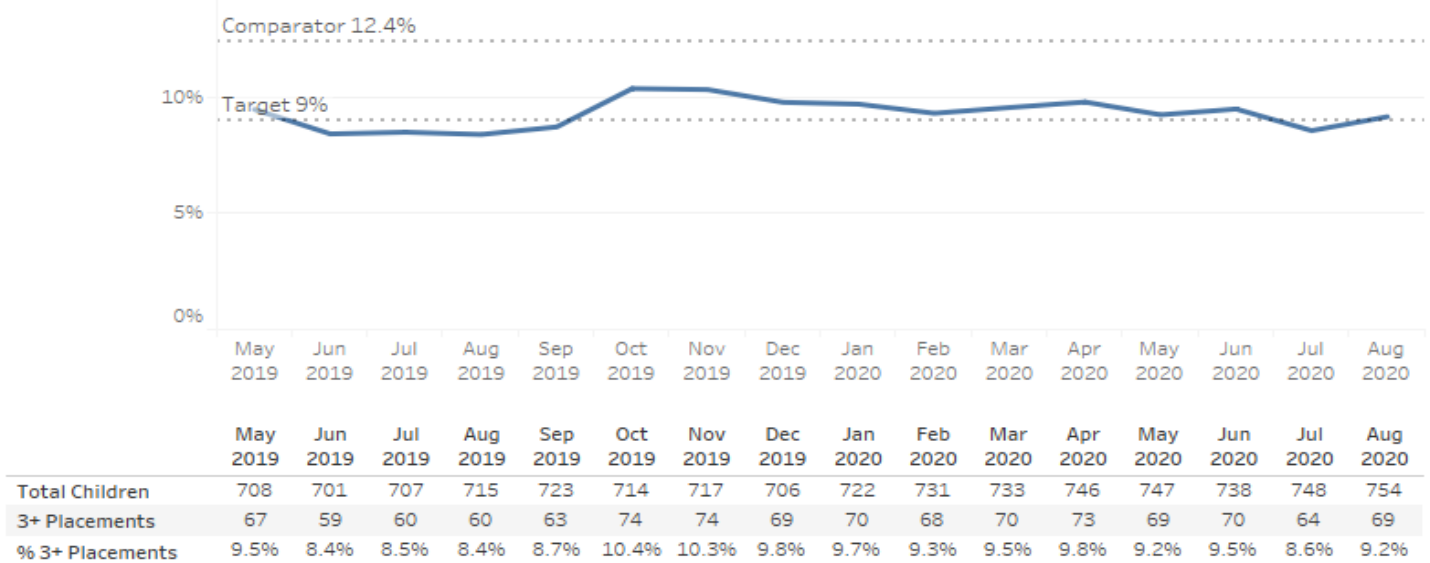
3.1 For children who identify as BAME; the proportion that had had 3+ placements in the previous 12 months has bettered the target of 9.0% since October 2019.

Short Term Stability - Looked After Children with 3+ Placements in 12 Months



3.2 For children who identify as White; this was short of the target of 9.0% for August 2020 (9.2%) and performance has only bettered the target in 2 of the last 12 months.

Short Term Stability - Looked After Children with 3+ Placements in 12 Months

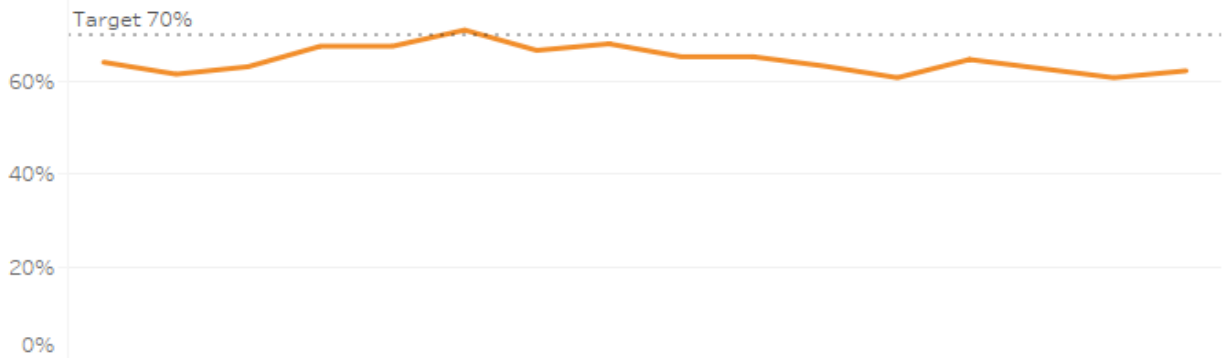


Black, Asian and Minority Ethnic (BAME)

Long Term Placement Stability

4.1 Long term stability for BAME children has not met the target of 70% since October 2019. A slight increase was seen in August 2020 from 61% in July 2020 to 62%.

Long Term Stability - Looked After Children Aged Under 16 Who Have Been Looked After for At Least 2.5 Years and In Their Current Placement for 2+ Years



	May 2019	Jun 2019	Jul 2019	Aug 2019	Sep 2019	Oct 2019	Nov 2019	Dec 2019	Jan 2020	Feb 2020	Mar 2020	Apr 2020	May 2020	Jun 2020	Jul 2020	Aug 2020
Total Children	39	39	38	37	37	38	42	47	49	49	49	51	51	51	51	53
In placement 2+ years	25	24	24	25	25	27	28	32	32	32	31	31	33	32	31	33
% in placement 2+ years	64%	62%	63%	68%	68%	71%	67%	68%	65%	65%	63%	61%	65%	63%	61%	62%

4.2 Long term stability for children who are not BAME has not met the target of 70% since December 2019. Performance has remained 66% for the last 6 months.

Long Term Stability - Looked After Children Aged Under 16 Who Have Been Looked After for At Least 2.5 Years and In Their Current Placement for 2+ Years



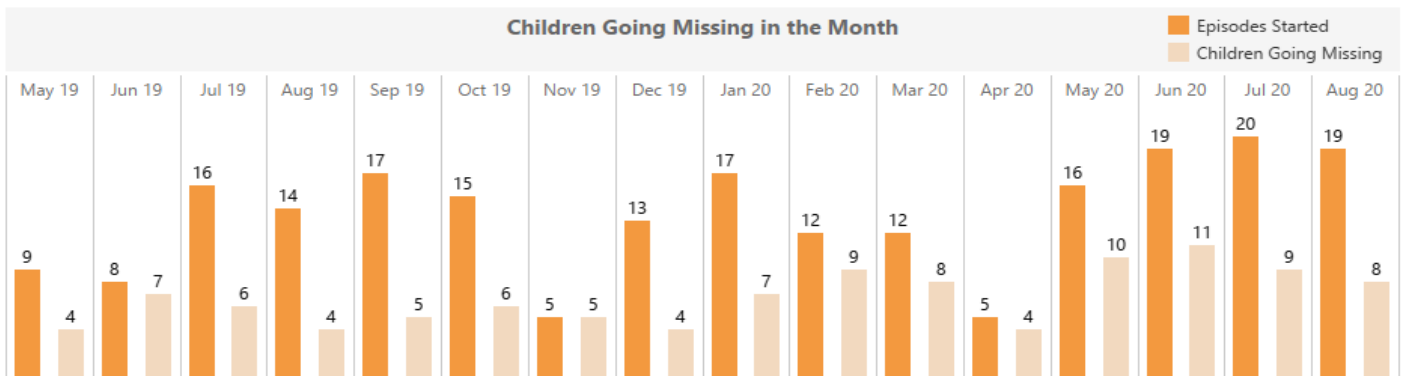
	May 2019	Jun 2019	Jul 2019	Aug 2019	Sep 2019	Oct 2019	Nov 2019	Dec 2019	Jan 2020	Feb 2020	Mar 2020	Apr 2020	May 2020	Jun 2020	Jul 2020	Aug 2020
Total Children	205	207	206	218	216	220	224	233	229	234	238	244	248	253	261	268
In placement 2+ years	129	134	140	150	150	150	155	162	155	158	158	161	164	166	173	178
% in placement 2+ years	63%	65%	68%	69%	69%	68%	69%	70%	68%	68%	66%	66%	66%	66%	66%	66%

4.3 The target of 70% for each group of children has only been met once in the previous 16 months.

**Black, Asian and Minority Ethnic (BAME)
Missing Children**

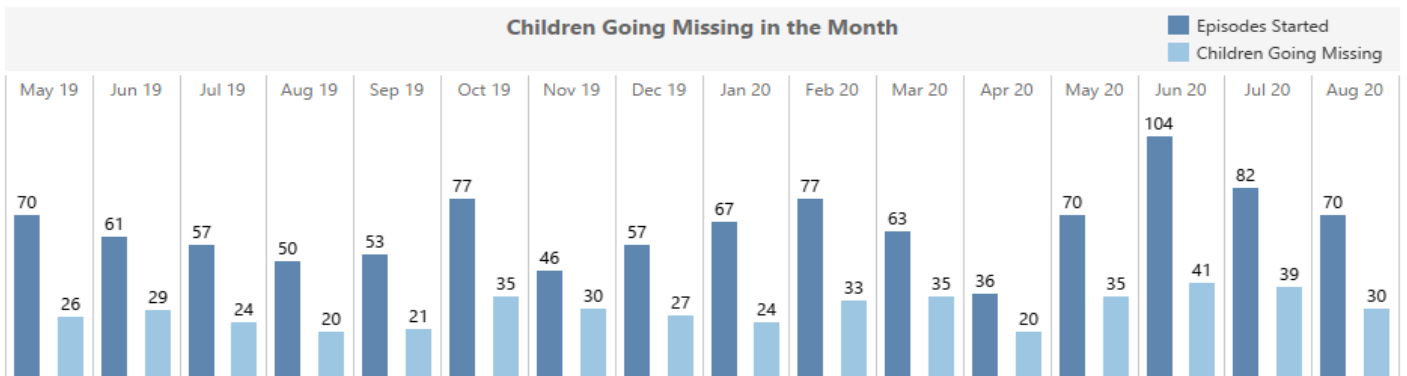
5.1 The proportion of looked after children who are BAME that went missing in August 2020 was 5.0% and the average over the last 12 months was 4.9%.

BAME



5.2 The proportion of looked after children who are not BAME that went missing in August 2020 was 4.0% and the average over the last 12 months was 4.2%.

White

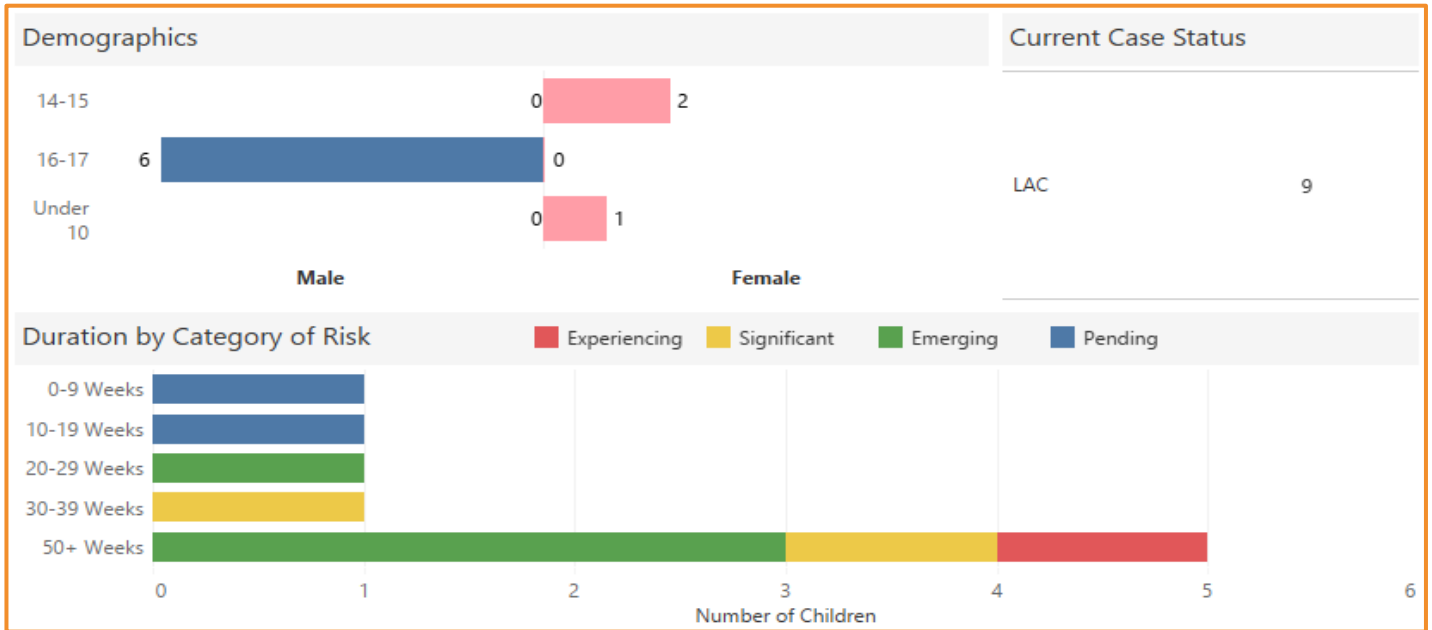


5.3 Based on the last 12 months; missing children who are not BAME had an average of 2.2 missing episodes each month where BAME children had 2.0.

**Black, Asian and Minority Ethnic (BAME)
Child Exploitation**

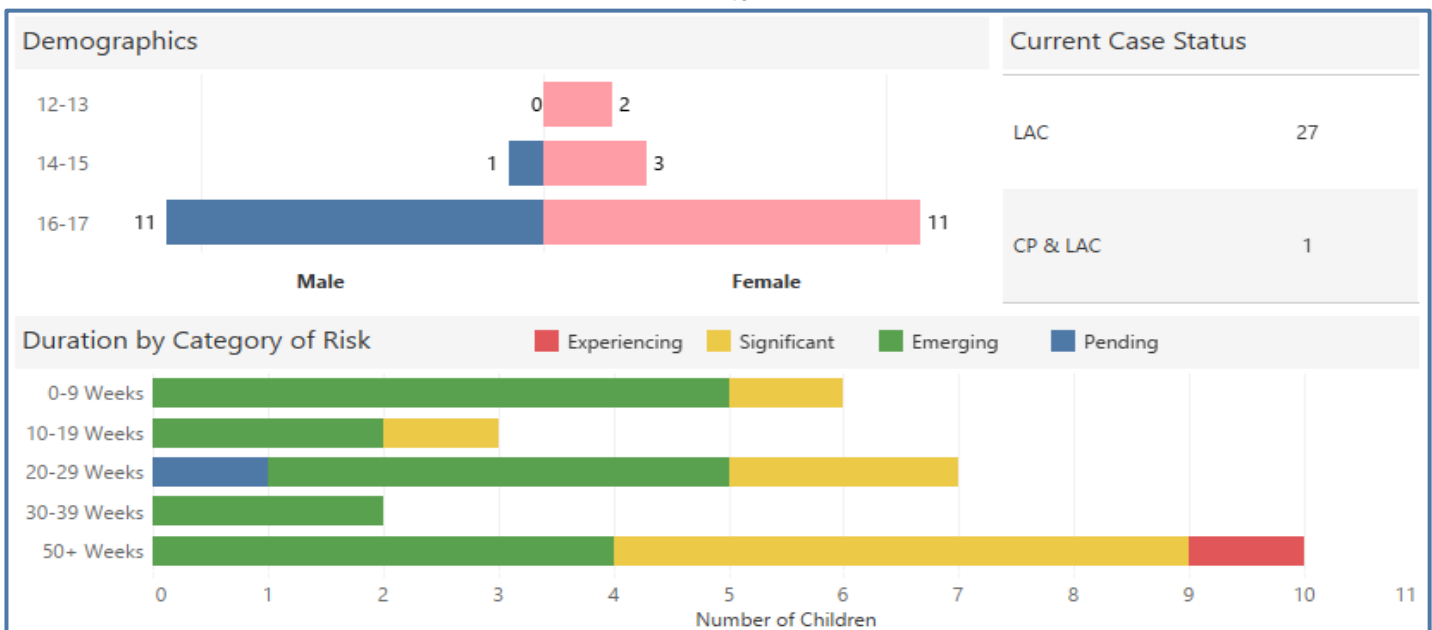
6.1 Of the 160 BAME children who are currently looked after; 9 (5.6%) have been identified as at risk of exploitation. One child is identified as experiencing some form of exploitation. Significantly more BAME males than BAME females are identified as at risk of exploitation which could suggest that this is more likely to be criminal exploitation than sexual exploitation.

BAME



6.2 There are currently 752 looked after children identified as White, of which 28 (3.7%) have been identified as at risk of exploitation. One child is identified as experiencing exploitation.

White



Black, Asian and Minority Ethnic (BAME)

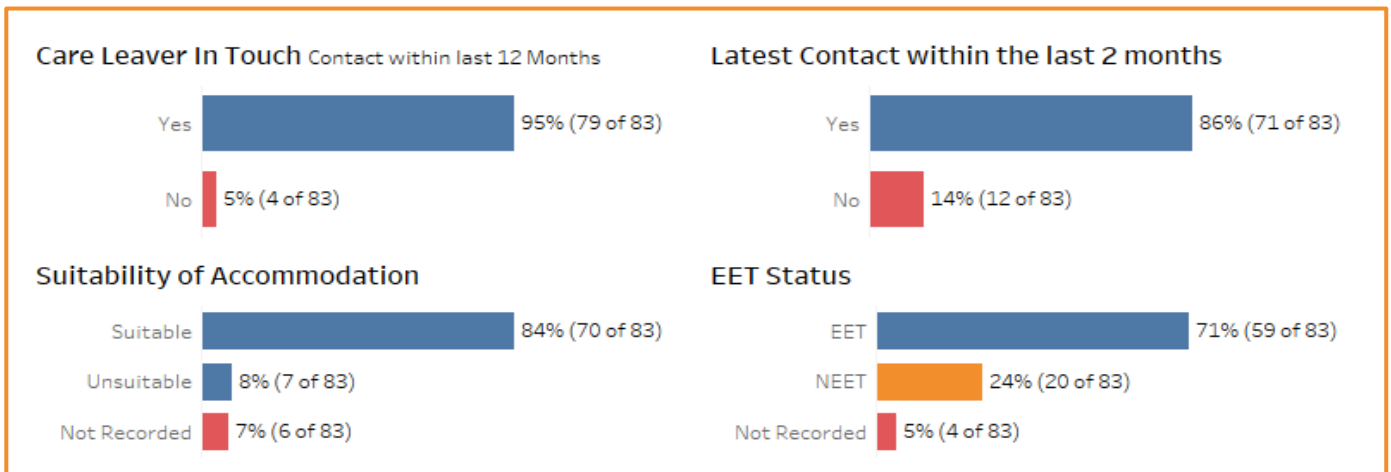
Care Leavers

7.1 There are currently 417 care leavers who have not previously been an unaccompanied asylum seeking child. There are 83 (20%) care leavers identified as BAME.

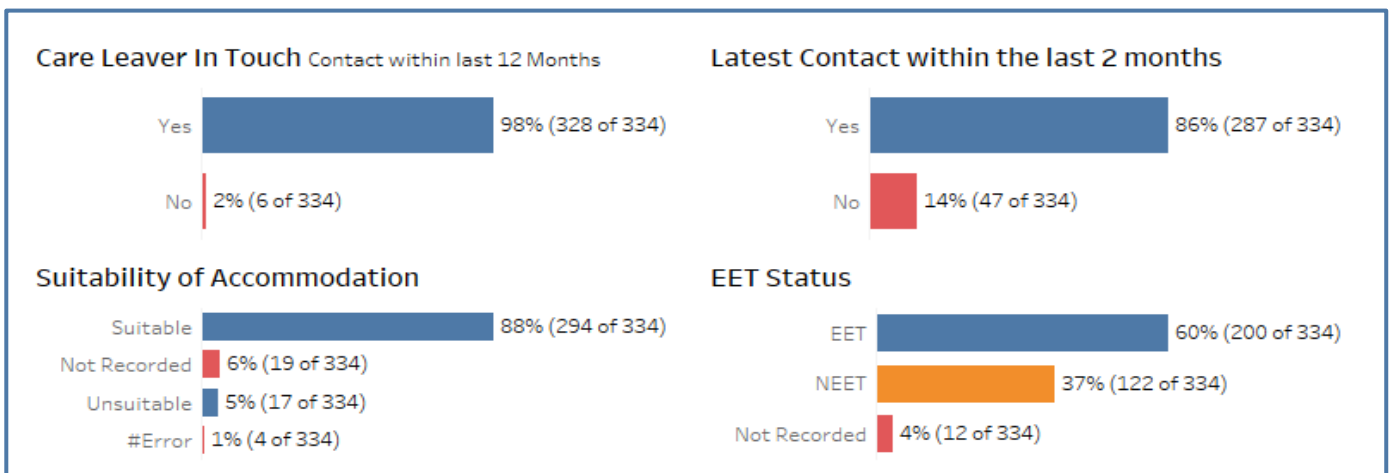
7.2 The below graphs show 4 measures in relation to care leavers; whether there has been contact in the last year and the last 2 months, the suitability of their accommodation and whether they are in education, employment or training.

7.3 A higher proportion of Care Leavers who are BAME are in education, employment or training than those Care Leavers who are White. A lower proportion are recorded as being in touch or living in suitable accommodation.

BAME



White



This page is intentionally left blank