



**RURAL CRIME PORTFOLIO**

<b>Required for:</b>	PCC Performance Meeting February 2021
<b>Security Classification:</b>	<b>OFFICIAL</b>
<b>Handling information if required:</b>	N/A
<b>Suitable for publication:</b>	Yes
<b>Title:</b>	Rural Crime Portfolio Update
<b>Version:</b>	2.0
<b>Purpose:</b>	To provide a portfolio update
<b>ACPO / Strategic Lead:</b>	T/ACC Barlow
<b>National Decision Model compliance:</b>	Yes
<b>Date created:</b>	18.01.2021.
<b>Date to be reviewed:</b>	01.02.2021



**What are the Policing Principles?**

- Accountability
- Fairness
- Honesty
- Integrity
- Leadership
- Objectivity
- Openness
- Respect
- Selflessness

## 1. Background

This paper has been created at the request of the PCC's Office to highlight the current 'as is' status on rural crime matters. Specifically to include update on the Rural Crime Team proposal, Country Watch and Horse Volunteers.

## 2. Current Position – Performance

### Overview

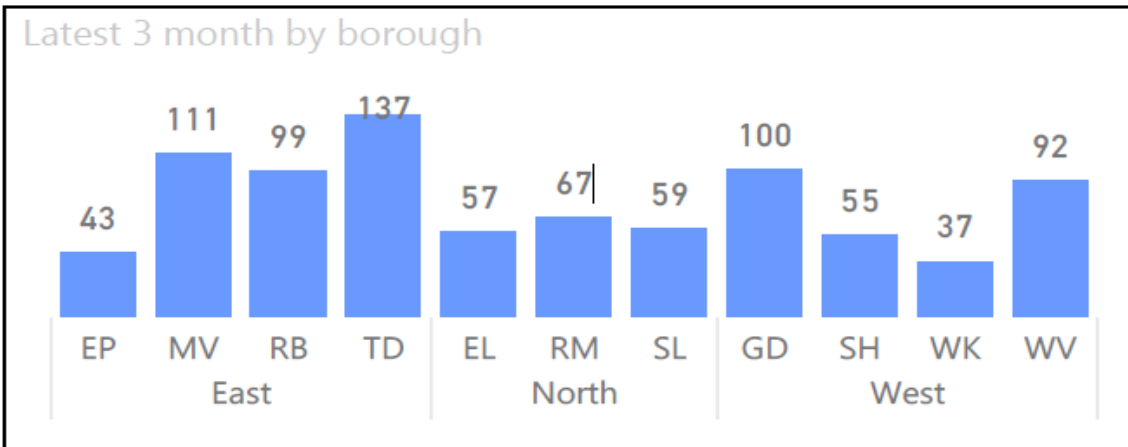
Rural Crime has reduced from over the last year, however solved outcome rates have maintained broadly the same. This drop can be attributed to COVID and periods of lockdown. Victim Satisfaction continues to improve and is higher than all crime.

### **Chart: Snapshot of Performance**

FY	Jan-18 to Dec-18			Jan-19 to Dec-19			Jan-20 to Dec-20		
	Recorded crime	Positive outcomes	Positive outcome rate	Recorded crime	Positive outcomes	Positive outcome rate	Recorded crime	Positive outcomes	Positive outcome rate
East	1758	372	21.2 %	1774	377	21.3 %	1457	330	22.6 %
North	754	148	19.6 %	869	152	17.5 %	758	175	23.1 %
West	1733	284	16.4 %	1828	322	17.6 %	1395	200	14.3 %
<b>Total</b>	<b>4245</b>	<b>804</b>	<b>18.9 %</b>	<b>4471</b>	<b>851</b>	<b>19.0 %</b>	<b>3610</b>	<b>705</b>	<b>19.5 %</b>

### Recorded Crime

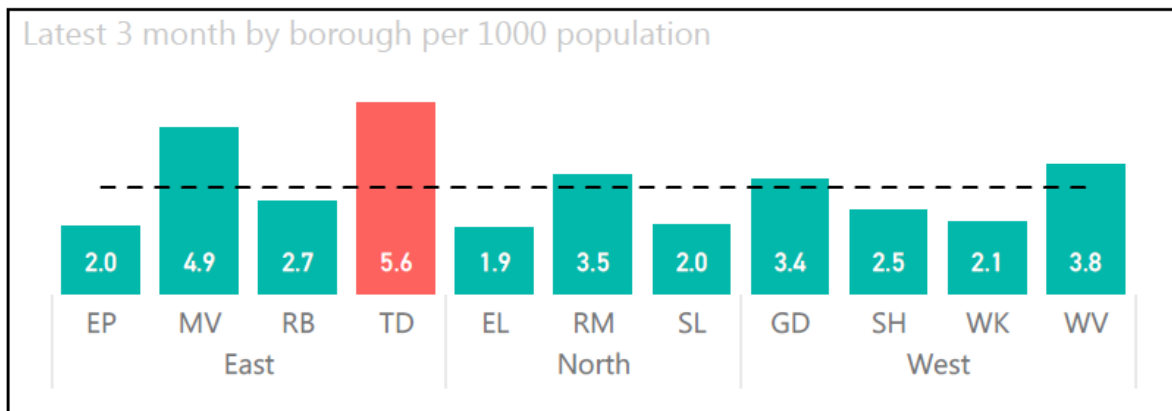
Rural Crime is recorded and flagged in Niche as expected the pandemic has had an effect on the numbers of crime that have been recorded over the last year. This in itself is not unique to rural crime. However there were 857 rural crimes recorded in Surrey during October to December 2020, this is an increase of +112 from the previous quarter, equating to 5.3% of all crime recorded over the same period. Average timeliness of investigations for total notifiable crime types (TNOs), compared with the matching crime types marked as rural crime, show that rural crime continues to track slightly more favourably at 25.19 days, compared to TNOs at 26.57 days. There has not been any one particular crime type that has spiked over this period.



As part of the introduction of our Rural Crime PCs and PCSOs we also look at performance through another mechanism, one of the rate of rural crime per 1000 in population. As part of our performance metrics and in line with our predictions following feedback of under-reporting from the community, we have been proactively tracking the desired increase in this crime 'rate' for our more rural boroughs.

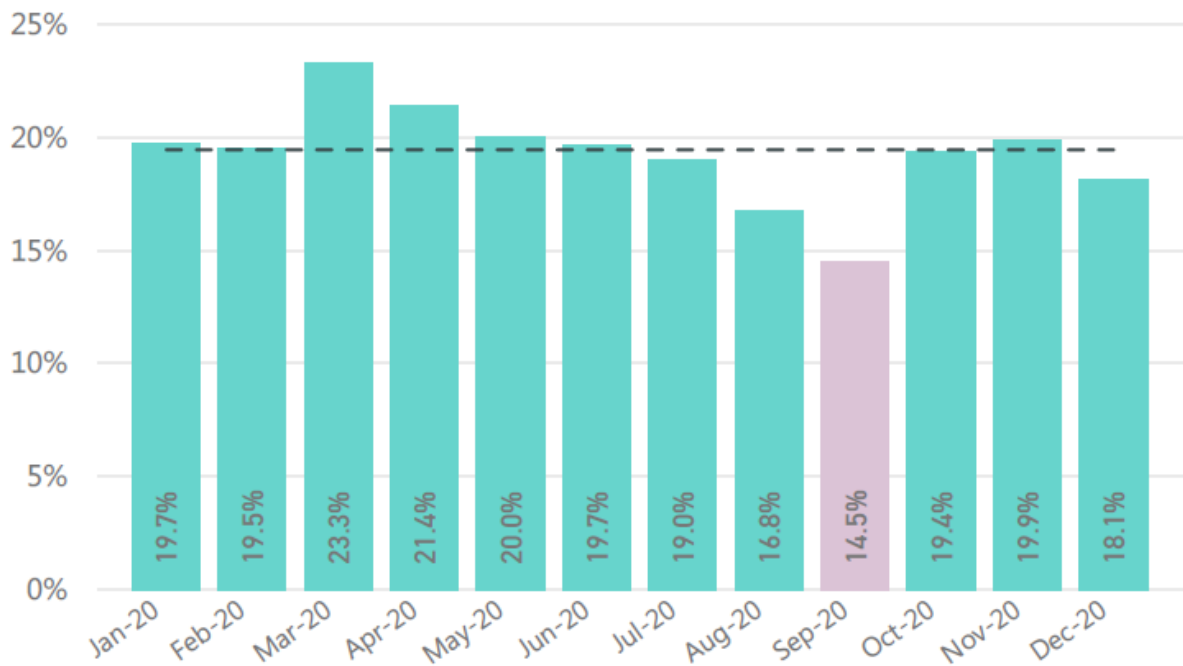
Last quarters analysis (October to December 2020), continue to show Tandridge as having a higher crime rate than the other boroughs and pleasingly we are now also seeing increases across Guildford, Mole Valley, Reigate and Banstead and Waverley.

As we are measuring the crime rate per 1000 population we are not just reflecting the number of crimes (this takes out the swing element notable this last year due to COVID). This will also have been helped by the introduction of digital 101 as another reporting mechanism available for our rural communities.



## Solved Crime

### Monthly Solved Outcome Rate over the last 12 months

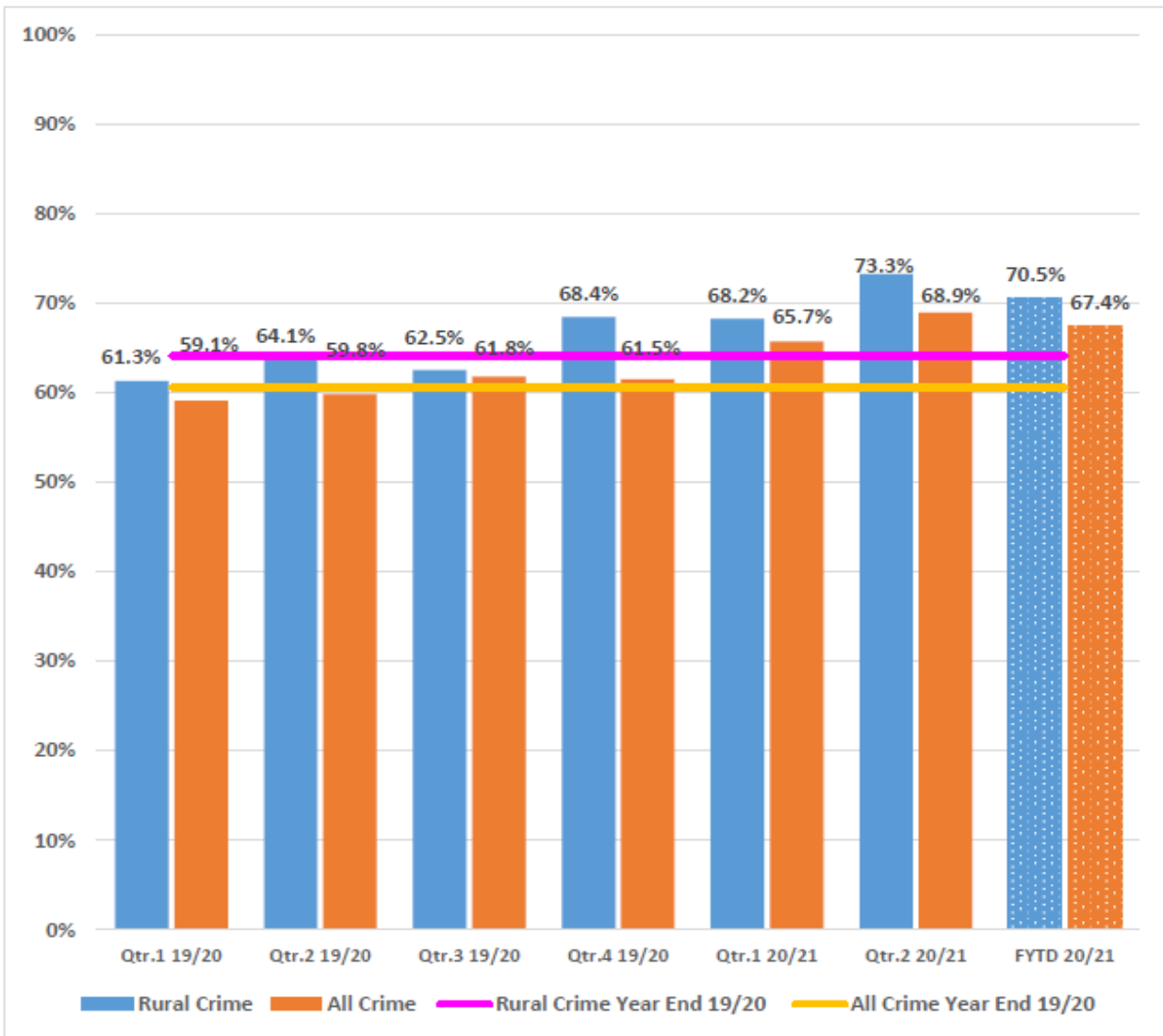


The solved outcome rate over the last 12 months has impressively remained broadly consistent and is back up to pre-pandemic levels.

## Victim Satisfaction – Rural Crime

We have been tracking victim satisfaction for rural crime offences using our text survey facility. This collates both satisfaction 'figures' as well as real time feedback. You will see that satisfaction for rural crime continues to track above total notifiable offences and has seen a consistent improvement over the last calendar year, reaching a high of 73.3%, reflective of the focus on rural crime and in particular the efforts of our Rural Crime PCs and PCSOs.

Chart: Victim Satisfaction for Rural verses All Crime



6

The below is an extract of some of the real time comments from our text survey from victims of rural crime:

Reason for Satisfaction	Example comments
<b>Speed of Service</b>	<p>"Very helpful call handler, really fast response from officers who were calm, reassuring and efficient."</p> <p>"I was pleased to get a call within a few hours of filing my complaint."</p>
<b>Response</b>	<p>"Good response back after report made. With a phone call and also our local PCSO coming round"</p> <p>"Excellent, prompt, profession &amp; empathetic response from both the call handler &amp; officer who came to visit"</p>
<b>Solved or Dealt With</b>	<p>"what I reported was dealt with very well and with great communication"</p> <p>"Officers were efficient, listened and dealt with the matter there and then. Very importantly, they kept me informed as to what they had done."</p>
<b>Knowledge</b>	<p>"Very responsive and understanding and made sure that all investigations and statements were taken thoroughly"</p>

### **3. Volunteers and Country Watch**

Horseback volunteers have been used in other Forces with differing degrees in scope for their use. Primarily they have been used to report criminal matters and or intelligence through to Police, either having been provided with technology to record in executing their volunteering role and/or having been provided with branded livery. Currently and in line with pandemic, this is not something the rural crime leads are considering exploring. There are a number of considerations that would need to be made in the use of volunteers in this remit, from accurate crime reporting, the effective submission of intelligence and the response to the same, however the main area of concern is one of both safety and in turn liability and insurance. Our focus, will be when we are safety able to do so, is to reinstate the Police led work on Horseback for engagement purpose, for which there is a defined process.

Country Watch, is a brand that like Neighbourhood Watch is designed to be led by the Community itself. It was created initially to group the various related Watch types together (Horse, Farm etc.). As the Community Rural Advisory Group chaired by C/Insp Hodder develops further over the next year, and with the move of a rural crime provision into the Problem Solving Team we will be exploring what this would mean for Surrey, however this is not something that would be Police led in the traditional sense, we would however be a part of a broader community collective for rural matters. The Rural Crime Newsletter has also recently launched and is appended.

### **4. Rural Crime Team**

For the last two years our two PCs have been in post supporting the Force centrally in rural crime matters. This has provided to be very successful, and we now wish to capitalise on this and grow and change focus slightly, providing 1x PC per division. They will be centrally line managed by our Problem Solving team lead by C/Insp Offord, to ensure a consistent problem solving approach is applied. This proposal is supported, and further work has been started to define the scope of these roles. This will provide better coverage to the Force, concentrating on providing a problem solving approach to rural crime and supporting the Force and the Rural Communities. They will continue to be supported by the Rural Crime PCSOs.

### **5. Newsletter**

In order to provide another engagement mechanism for and with our rural communities and to demonstrate more holistically on a Force level the activities that are taking place in relation to rural crime, a rural newsletter was devised. Feedback has been positive and a copy is attached: Volume 1 of The Rural Report – News and Updates from Surrey Polices' Rural Crime Team, December 2020.

### **6. Decision[s] Required**

None, this paper is for information only.