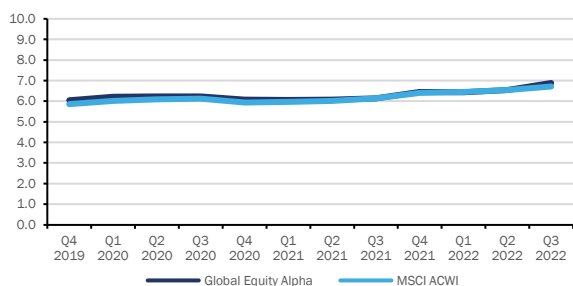


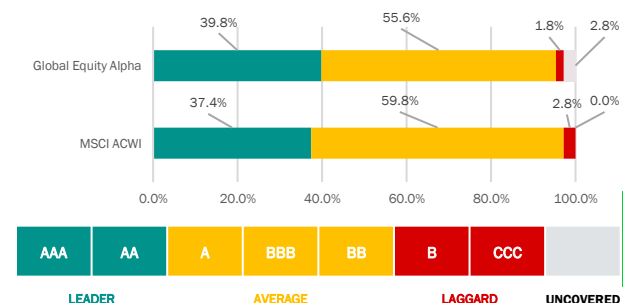


	Q3 2022 Position ¹			Key
	MSCI ESG Rating	Weighted ESG Score	vs. Benchmark	
Global Equity Alpha	AAA ¹	6.9 ¹		Fund has an equal or better <i>Weighted ESG Score</i> than the benchmark.
MSCI ACWI	AAA ¹	6.7 ¹		Fund has a <i>Weighted ESG Score</i> within 0.5 of the benchmark.
				Fund has a <i>Weighted ESG Score</i> more than 0.5 below the benchmark.

MSCI Weighted Score Trend¹



MSCI ESG Weightings Distribution¹



Highest ESG Rated Issuers ¹				Lowest ESG Rated Issuers ¹			
	% Portfolio Weight	% Relative Weight	MSCI Rating		% Portfolio Weight	% Relative Weight	MSCI Rating
ASML Holding	2.0%	+1.6%	AAA ¹	Vitesco Technologies Group	1.3%	+1.3%	B ¹
Microsoft Corporation	1.1%	-2.1%	AAA ¹	META Platforms	0.5%	-0.1%	B ¹
Diageo	0.8%	+0.6%	AAA ¹	Airbnb	0.9%	+0.9%	BB ¹
Allianz SE	0.8%	+0.7%	AAA ¹	Berkshire Hathaway	0.8%	+0.1%	BB ¹
AutoDesk	0.7%	+0.6%	AAA ¹	Adient	0.7%	+0.7%	BB ¹

Quarterly ESG Commentary

- Marginal increases in the Weighted ESG score in both the Fund and benchmark saw both increase their rating to 'AAA' over the quarter, this was driven primarily by a strong trend of upgrades over recent periods.
- Upgrades this quarter included several material holdings, including Bank of America, Bayer, Booking Holdings, Adient and Airbnb.

Feature Stock: Adient

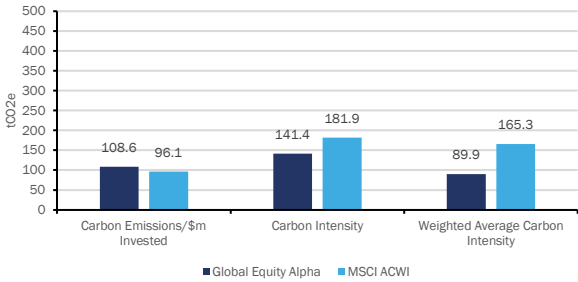
Adient is a global leader in auto seating, a consolidated industry, where it holds around a third of the market share. Its major competitor is Lear Corporation whose seating division has consistently earned higher margins than Adient. The long-term valuation case is based on the belief that Adient should be able to achieve seating margins close to Lear's. It has taken some time for the Company to resolve legacy issues and the balance sheet remains a work in progress.

More recently, the pandemic and subsequent auto industry supply chain constraints have also been a delaying factor. The Fund Manager believes the current CEO, Doug Del Grosso, has however been positive for the Company and the current management are the ones to help realise the value in the investment.

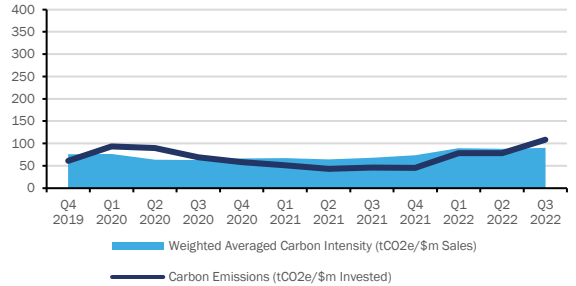
More generally, Adient is well-positioned in the auto sector for the electrification transition. Seating is technology agnostic, and the Company has already won significant contracts for the supply of seats for electric vehicles. On climate change, the company was flagged as a laggard by MSCI, and it has responded with policy improvements, including a Sustainability Report for 2021 with reduction targets across scope 1, 2 and 3 emissions and new product design protocol. The Company received an upgrade in its MSCI rating to BB in Q3 2022.



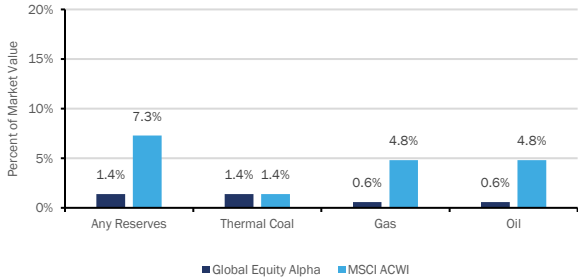
Carbon Emissions and Intensity¹



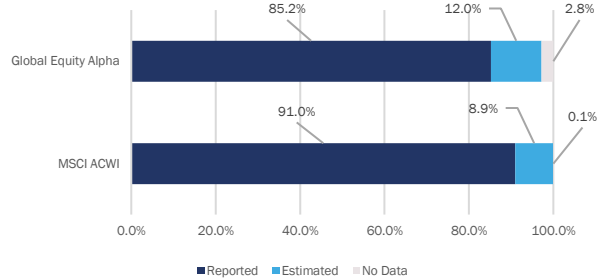
Weighted Average Carbon Intensity Trend¹



Weight of Holdings Owning Fossil Fuel Reserves¹



Availability of Carbon Emissions Data (% of Market Value)¹



10

Largest Contributors to Weighted Average Carbon Intensity¹

Company	% Portfolio Weight	% Relative Weight	Contribution	CA100+	TPI Level
Holcim	0.6%	+0.5%	26.8% ¹	Yes	4
HeidelbergCement	0.6%	+0.6%	22.6% ¹	Yes	3
Linde	1.0%	+0.7%	14.9% ¹	No	3
EasyJet	0.4%	+0.4%	4.6% ¹	No	3
Jet2	0.5%	+0.5%	3.1% ¹	No	N/A

Quarterly Carbon Commentary

- Carbon metrics saw mixed changes over the period, with Weighted Average Carbon Intensity (WACI) relatively stable, while absolute portfolio emissions increased by c.18% relative to the benchmark.
- The increase was driven by a greater allocation to HeidelbergCement over the period, a company that accounts for c.37% of total portfolio emissions alongside an increasing exposure to aviation.
- Exposure to fossil fuel reserves comes primarily from the Fund's allocation to diversified mining company, Glencore, which represents c.0.8% of the overall Fund.

Feature Stock: Jet2

Jet2 is one of the UK's largest airlines and tour operators, offering package holidays and low-cost airline flights. The Company has robust growth prospects as we continue to emerge from the pandemic and has a history of disrupting more traditional incumbents (for example, Thomas Cook) and achieving impressive returns in a traditionally difficult industry.

Despite having one of the most modern and efficient airline fleets, Jet2 has historically lagged some of its peers in terms of its net zero and carbon strategy. It has sought to address this in recent years, most notably after it released its Net Zero Sustainability Strategy in September 2021. CO2 per passenger kilometre fell 19% between 2011 and 2020 through measures such as fleet modernisation, aircraft modifications and operational adjustments. The Company is aiming for net zero by 2050 at the latest. Recognising that aviation is a hard-to-abate sector, in 2022 the Company launched a carbon offset scheme, and has committed to reporting annually on its targets. Finally, the Company is lobbying for government measures on support for sustainable aviation fuel and air traffic measures which Jet2 believe could reduce emissions by 10%.

¹Source: MSCI ESG Research 30/09/2022

Issuers Not Covered ¹

Reason	ESG (%)	Carbon (%)
company not covered	1.4%	1.4%
Investment Trust/ Funds	1.4%	1.4%

¹Source: MSCI ESG Research 30/06/2022

Important Information

The material in this report has been prepared by Border to Coast Pensions Partnership Limited (“Border to Coast”) and is designed for the use of professional investors and provides investor information about this fund. The MSCI ESG Fund Ratings and material in this document are for information purposes only and should not be considered as investment advice or a recommendation of any particular security, strategy, or investment product. There is no assurance that any socially responsible investing strategy and techniques employed will be successful. Past performance is not a guarantee or reliable indicator of future results. The value of an investment and any income taken from it is not guaranteed and can go down as well as up; you may not get back the amount you originally invested. Border to Coast accepts no liability for any loss or damage arising from any use of, or reliance on, any information provided in this document. Border to Coast Pensions Partnership Ltd is authorised and regulated by the Financial Conduct Authority (FRN 800511).

Although Border to Coast information providers, including without limitation, MSCI ESG Research LLC and its affiliates (the “ESG Parties”), obtain information (the “Information”) from sources they consider reliable, none of the ESG Parties warrants or guarantees the originality, accuracy and/or completeness, of any data herein and expressly disclaim all express or implied warranties, including those of merchantability and fitness for a particular purpose. The Information may only be used for your internal use*, may not be reproduced or re-disseminated in any form and may not be used as a basis for, or a component of, any financial instruments or products or indices. Further, none of the Information can in and of itself be used to determine which securities to buy or sell or when to buy or sell them. None of the ESG Parties shall have any liability for any errors or omissions in connection with any data herein, or any liability for any direct, indirect, special, punitive, consequential or any other damages (including lost profits) even if notified of the possibility of such damages.

* In accordance with the licence agreement between Border to Coast and MSCI

10

This page is intentionally left blank