


# Statutory Notice

Proposal to establish a New SEN  
(Special Educational Needs) Unit at  
Epsom Downs Primary School

March 2023



## School Organisation Statutory Notice

Notice is given in accordance with section 19(1) of the Education and Inspections Act 2006, as amended by the Education Act 2011 and The School Organisation (Prescribed Alterations to Maintained Schools) (England) Regulations 2013, that Surrey County Council intends to make a significant change to Epsom Downs Primary School by establishing an ASD (Autistic Spectrum Disorders) designated SEN Unit with 25 places.

### Local Authority Details:

<b>Local Authority</b>	Surrey County Council
<b>Address</b>	Quadrant Court 35 Guildford Road Woking GU22 7QQ

### School Details:

<b>Name of School</b>	Epsom Downs Primary School
<b>Phase of School</b>	Primary school
<b>Type of School</b>	Community school
<b>URN</b>	125127
<b>Address</b>	St Leonard's Road, Epsom Downs, Surrey
<b>Postcode</b>	KT18 5RJ

## Introduction

This paper outlines a proposal for the development of places for primary age pupils with an Education Health and Care Plan (EHCP) and who have autistic spectrum conditions (ASC) identified as their primary need. The processes and timescales are outlined below to establish a new ASD designated SEN Unit provision at Epsom Downs Primary School with 25 places. This document explains the proposed process and timescales to make this change to the school.

## Proposal

In agreement with the school's Headteacher and Governing Body, Surrey County Council is proposing that Epsom Downs Primary School establish a new ASD designated SEN Unit with 25 places in total. All pupils placed by Surrey County Council in the SEN Unit will be autistic and/or have communication and interaction needs and will have an EHCP specifying the specialist provision within the school as an appropriate placement to meet their individual needs.

Table 1 shows the proposed timeline for the changes to take place from 1 September 2023. Dates and steps in the timeline may change based on the outcome of this consultation.

**Table1: Proposed timeline**

<b>Phase</b>	<b>Date</b>
Informal Consultation	Thursday 15 December 2022 – Friday 10 February 2023
Review of consultation responses	February 2023
Outcome of the consultation published on <a href="http://www.surreysays.co.uk">www.surreysays.co.uk</a>	March 2023
Statutory notices	Wednesday 29 March 2023 – Wednesday 10 May 2023
Lead Cabinet Member Decision	30 May 2023
Implementation	1 September 2023

It is proposed that:

1. The new ASD designated unit will be for up to 25 autistic children and those with communication and interaction needs Years R to 6.
2. There will be no change to the mainstream published admission number (PAN) of 60.
3. The SEN Unit pupils will be above the mainstream published admission number (PAN).
4. There will be no change to the number of nursery places at the school.
5. The main intake point will be key stage transfer groups in Year R and Year 3 although, where there are spaces and demand, new children may be accepted in the school in non-key stage transfer groups.
6. All pupils placed at the SEN Unit by Surrey County Council would have an EHCP specifying the school as an appropriate placement to meet their individual needs. Children who attend the SEN Unit will also be integrated into mainstream classes around 40-50% of the school day every day but withdrawn for specialist teaching in small groups, and for speech and language therapy. Further details on the admissions process for SEND specialist provision in Surrey can be found on the [Surrey Local Offer website](#) The document '[SEND admissions processes for referrals for specialist placement for school age children](#)' describes how this process works and is available on the Surrey County Council website.

## **Making Representations, Objections and Comments**

1. This is a four week consultation which starts on Wednesday 29 March 2023 and concludes on Wednesday 10 May 2023.
2. A number of organisations are available locally to support families of children who have special educational needs and/ or disabilities (SEND) and young people who have SEND to share their views. Please see [Information, Advice and Support – SEND Advice Surrey](#)
3. Any person can make comments, agree, or object to the proposal by sending representations to the Local authority through the following channels:

<b>Website</b>	<a href="http://www.surreysays.co.uk">www.surreysays.co.uk</a>
<b>Email</b>	<a href="mailto:schoolorg@surreycc.gov.uk">schoolorg@surreycc.gov.uk</a>
<b>Post</b>	Peter Speers Education Place Planning Surrey County Council Quadrant Court 35 Guildford Road Woking GU22 7QQ

## Background

Epsom Downs Primary School is a two-form entry (2FE) primary school in the borough of Reigate and Banstead in Surrey. The school was rated ‘Good’ by Ofsted in December 2018.

### Current Specialist Educational Needs and Disabilities (SEND) provision at the school

Epsom Downs Primary School is a primary school with a mainstream published admission number (PAN) of 60 with an overall mainstream capacity of 420 (excluding nursery). The proposed SEN Unit at the school will have 25 planned places for autistic children and those with communication and interaction difficulties and have an EHCP. There are 393 pupils currently on roll across the whole school plus 42 in nursery. **Table 2** shows the number of pupils on roll in each year group across the school.

**Table 2: Number of Pupils on roll at Epsom Downs Primary School by National Curriculum Year (NCY) Group (provided by the school census, October 2022)**

Number of pupils	Year R	Year 1	Year 2	Year 3	Year 4	Year 5	Year 6	Total
Mainstream school	60	48	59	59	60	53	54	393

### Staff

The set up and running of the provision of the SEN unit within the school would be led and managed by a strong existing team with additional staff employed as the pupil numbers increase. All of the Unit staff will have specialist training and development. The Lead Teacher, in addition to her teaching qualification, will have additional specialist qualifications relevant to working with autistic children and those with communication and interaction needs. Both teachers and support staff will undertake a programme of training which keeps them up to date with all the specialist skills necessary for working with children with special educational needs/additional needs.

### Curriculum

Unit staff will work closely with the mainstream class teachers so that each child will have access to a broad and balanced curriculum that is personalised to meet their needs. Teachers will differentiate their learning to enable them to make progress. This may mean that there will be different levels of work set within a lesson, often at an individual level. The school day will be the same as the mainstream school.

The quality of teaching and learning in the centre will be overseen by a Lead Teacher and as part of the whole school monitoring programme. Training and learning for all staff will support the development of meaningful inclusion throughout the school. Targets from the Annual Reviews feed into termly target setting and then into daily planning.

More information about the school’s vision and curriculum can be found on the school website: [Epsom Downs Primary School](#).

Pupils attending Epsom Downs Primary School would be in addition to the mainstream Published Admission Number (PAN) of the school, as there is an expectation that a minimum of 50% of the school day would be spent in the Unit. This would enable meaningful inclusion into the mainstream classes which is wholly individualised to the needs of the pupil. Some pupils may spend more time in the Unit than others and it would be the responsibility of the school to manage the specialist offer and inclusion levels in partnership with the parents and the local authority.

## **What do we want to achieve?**

### **Surrey's SEND Capital Programme:**

The SEND Capital Programme is aligned with Surrey's Community Vision 2030, and Surrey County Council's Cabinet endorsed new Inclusion and Additional Needs Strategy 2023-2026, which sets out the ambition that all Surrey's children and young people with additional needs and disabilities are enabled to lead their best life.

There has been significant investment in additional state-maintained specialist school places in Surrey over the past four years to enable children and young people to be educated locally to their families. Our strong partnerships with local specialist and mainstream schools have enabled this to happen alongside robust forecasting of demand to understand what the profile of need will look like county-wide over the coming years.

Between 2019 and 2022 Cabinet approved the strategies and capital investment for four phases of the Special Educational Needs and Disabilities (SEND) Capital Programme. With this investment the programme is aiming to deliver at least 2,440 permanent additional specialist school places in Surrey between 2019-2026 to create capacity for 5,760 state maintained specialist places to meet projected demand for up to 6,000 specialist places in total by 2030/31.

As of academic year 2022/23, Surrey's state-maintained specialist education estate has been increased by approximately 800 places, from around 3,320 in 2019 when the Capital programme started to around 4,000 places now. These specialist school places are almost full, noting that new places are being phased in and some of the existing accommodation needs to be re-provided as it is not fit for purpose.

Epsom Downs is a well-established community school with a good reputation. Pupils and families benefit from a well-established ethos, clear vision, values, and a skilled, innovative, energetic, and committed staff team with a strong record of providing high-quality education. This is a fantastic opportunity to extend that offer to a greater number of local Surrey pupils and their families.

### **Epsom Downs Primary School Vision**

Epsom Downs Primary School has as its mission to enrich the lives of every child by providing engaging and transferable learning, cultural and life experiences. The nurture principles and school values underpin the development of all involved to reach full potential. Learning Together: Succeeding Forever involves:

- Enabling children to thrive in an inclusive, enriched environment
- Enabling staff to further develop their expertise through collaboration, support and challenge.
- Enabling all members of the community to work in partnership to ensure the best start in life for all children.

## **What will be provided through the creation of the new SEN Unit?**

As part of Surrey’s SEND Inclusion and Additional Needs Strategy 2023-2026, there are five key principles of transformation:

1. Children with additional needs and disabilities are identified earlier and supported in a timely and effective way in order to improve their outcomes and wellbeing.
2. There is an increased focus on earlier intervention and prevention to offer help and meet needs at the earliest opportunity, reducing the demand on high cost, high need interventions.
3. Children and young people are helped to become resilient and independent so that they can lead independent and fulfilling lives in their own communities.
4. The voices of our children, young people and families are heard so they can shape and inform how we work together to get the best results.
5. Surrey’s early years settings, schools, colleges and other providers are able to support children to live, learn and grow up locally and achieve their full potential.

## **Reasons for creating a new SEN Unit at Epsom Downs Primary School**

Demand for SEN Unit provision in the South East of Surrey for autistic pupils and those with communication and interaction needs is high. As a result, other specialist provisions in Surrey are operating at or above capacity. The provision of an additional SEN Unit offering 25 places will help support local families who would otherwise have to travel further afield. This will increase availability of specialist school places that are matched appropriately to need-type, phases of education and geographic location, as well as reduce home to school journey times and associated costs.

### **Demand for specialist unit places in Surrey**

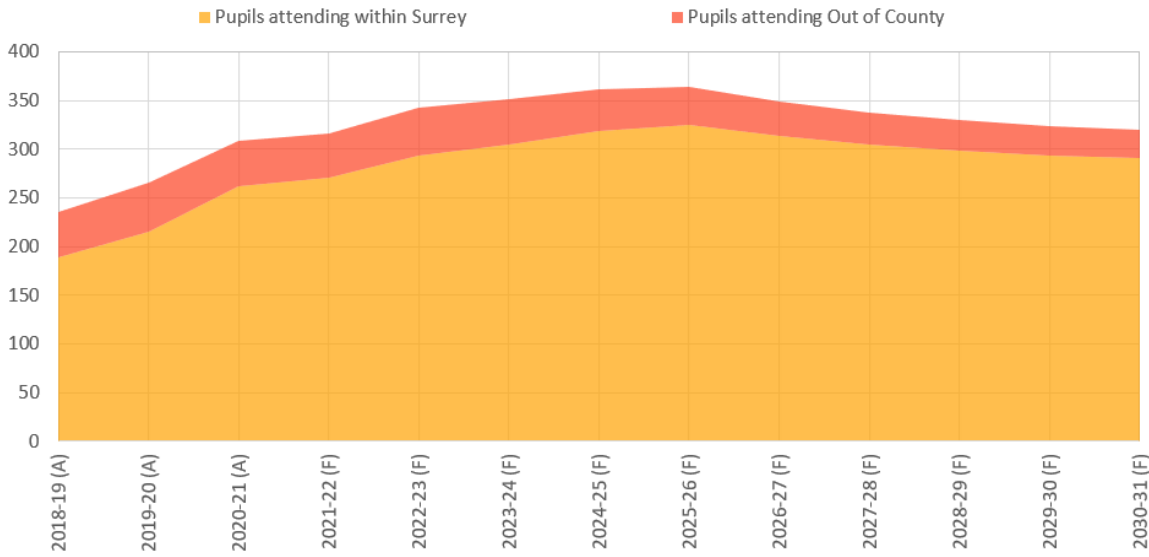
Demand data for both special schools and SEN Units is included in the graphs below. There are fewer SEND unit places than special school places and pupils tend to attend SEN units closer to home. Where SEN unit places are not available, autistic pupils and those with communication & interaction needs may be placed out of the county in non-maintained independent schools. Therefore, the data shown below is forecasting the number of pupils who need a specialist place either in a SEN unit or specialist school.

In the academic year 2020-2021, 1190 of Surrey resident pupils aged 4-11 years old who are autistic or have communication & interaction needs attended SEN units or specialist schools. 13% of this cohort were placed out of county due to a lack of placement availability in Surrey. Latest sufficiency modelling projects growth of 15% from 1190 in 2020-21 to 1368 in 2025-2026.

Due to the location of the school being close to the border of the north-east quadrant of Surrey, it is reasonable to expect that pupils may attend the SEN Unit from both the south-east and north-east quadrants. Therefore, the data below has been provided for both.

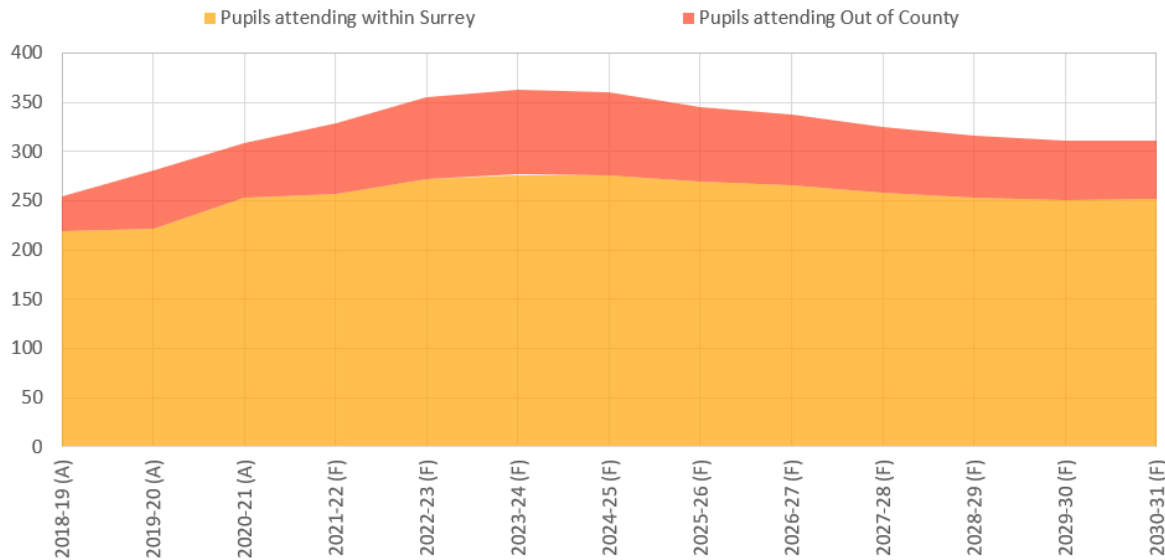
Graph 1 shows that south-east projections indicate 18 % growth in the total number of autistic pupils and those with communication & interaction needs, with EHCPs who need a specialist school or SEN unit place from 2020-21 (309) to the peak in 2025-26 (364).

**Graph 1: Number of autistic pupils living in south-east Surrey with an EHCP who need a specialist or SEN Unit place.**



Graph 2 shows that north-east projections indicate 17% growth in the total number of autistic pupils and those with communication & interaction needs, with EHCPs who need a specialist school or SEND unit place from 2020-21 (309) to the peak in 2023-24 (363), with 12% growth remaining in 2025/26 (345).

**Graph 2: Number of autistic pupils living in north-east Surrey with an EHCP who need a specialist or SEN Unit place.**





**Table 3: SE and NE quadrant resident autistic pupils or those with communication and interaction needs in Years R-6 who attend specialist units and projected demand for additional places in 2024-25 and 2030-31**

District or Borough	Actuals 2020-21	Projected demand for places in 2024-2025	Projected growth from 2020-21 to 2024-2025	Projected demand for places in 2030-2031	Projected growth from 2020-2021 to 2030-31
South East	43	66	53%	61	42%
North East	52	47	-10%	47	-10%
Rest of Surrey	80	94	18%	101	26%



This data illustrates the projected demand for additional specialist unit places in and across Surrey over the next ten years. The South East of Surrey is forecast to have the highest percentage growth over the forecast period. There is a small forecast decrease for specialist places needed in North East Surrey and a smaller increase in demand for specialist ASD SEN Unit placements across the rest of Surrey.

### ASD-Designation SEN Unit provision in Surrey

More details of our specialist unit provision can be found in the booklet “Finding the right primary school in Surrey” on the [Surrey Local Offer website](#).

**Table 4** provides a summary of SEN Unit designated to meet the needs of autistic pupils and those with communication and interaction needs.

**Table 4:** ASD designated SEN Units in Surrey primary phase schools (NE and SE)

School	District	Planned Places	Age Range	Occupancy as of Sept 2021	Planned Expansion under Surrey’s SEND Capital Programme
Ashford Park Primary School	Spelthorne (NE)	25	Primary 4-11 years	92%	Planned redesignation to ASD
Bell Farm Primary School	Elmbridge (NE)	21	Primary 3-11 years	86%	N/A
Chandler's Field Primary School	Elmbridge (NE)	20	Primary 4-11 years	100%	Growing to capacity of 25 places by 2024/25
Cuddington Community Primary	Epsom & Ewell (NE)	14	Primary 4-11 years	100%	N/A
Eastwick Infant Academy	Mole Valley (SE)	22	Infant 4-7 years	100%	N/A
Eastwick Junior Academy	Mole Valley (SE)	22	Junior 7-11 years	100%	N/A
Epsom Primary & Nursery School	Epsom & Ewell (NE)	12	Primary 4-11 years	100%	Expanding by 21 places
Meadhurst Primary School	Spelthorne (NE)	20	Primary 3-11 years	95%	Expanding by 18 places
St Matthew's C/E Primary School	Reigate & Banstead (SE)	16	Junior 7-11 years	100%	Planned expansion by 13 places



## Key Outcomes and Benefits

Expanding sufficient and sustainable specialist primary school provision in Reigate and Banstead will provide local children who have additional needs and disabilities and their families with:

- Enhanced opportunities to be better connected to the local communities where they live.
- Greater choice and control so that children and young people who have additional needs and disabilities can attend their nearest, most appropriate school closer to home, as local pupils who do not have additional needs and disabilities do.
- Availability of specialist school places that are matched appropriately to children and young people’s need-type, phases of education and geographic location.
- Reduced travel time between home and specialist school provision so they can play an integral part in their local communities. This also maximises opportunities for developing independent travel skills, which in the medium to long term will reduce local congestion and traffic flow around school sites.
- More opportunities to be educated by local specialist providers and supported by local family-oriented support services, who have the expertise, which enables better long-term outcomes, so they are fully prepared for adulthood.

An Equality Impact Assessment is being completed throughout the consultation process and will be published as part of the Lead Cabinet Member Decision Meeting.

## Implementation Plan

### Finance and Resourcing

Revenue income: Epsom Downs Primary School will receive £6,000 per pupil per year for each agreed planned place commissioned (25 places). The school will also receive a “top up” sum for each pupil on roll at the SEN Unit, appropriate to the needs of individual children.

### Staffing

Epsom Downs Primary School will continue to employ staff at their current site.

### Capital planning and buildings

The capital project is part of Phase 4 of the SEND Capital Programme agreed by Surrey County Council Cabinet on 25 January 2022. A feasibility study informed modular extension requirements and to existing space on the school site to accommodate the SEN Unit. Capital works will be funded by Surrey County Council.

### Growth Model

The proposed expansion of Epsom Downs Primary School’s SEN Unit will provide additional primary places (Years R to 6) for autistic pupils and those with communication and interaction needs. The Unit will deliver an additional 25 places starting with a first cohort in September 2023.

**Table 5: Growth model for the SEN unit at Epsom Downs Primary School**

	Year R	Year 1	Year 2	Year 3	Year 4	Year 5	Year 6	Total
<b>2023/24</b>	3	3	0	4	0	0	0	<b>10</b>
<b>2024/25</b>	3	3	3	4	4	0	0	<b>17</b>
<b>2025/26</b>	3	3	3	4	4	4	0	<b>21</b>
<b>2026/27</b>	3	3	3	4	4	4	4	<b>25</b>

## Consultations, approvals and overall timescales

1. It is proposed that the expansion commences from 1 September 2023. The proposed expansion requires a period of consultation, the publication of Statutory Notices and the agreement of Surrey County Council's Cabinet Member for Education and Learning if the proposal is to proceed.
2. The first stage of consultation was open Thursday 15 December 2022 – Friday 10 February 2023. During this period the Surrey County Council shared proposals with the wider professional network, schools including headteachers and chairs of governors, with unions, parent representatives, partner agencies and with the staff and parents of the school subject to the proposals. The associated documentation was published on the Surrey County Council 'Surrey Says' website and circulated to local stakeholders. Interested parties were invited to return responses to the consultation via an online form or alternatively email or post responses.
3. The consultation analysis is published at [www.surreysays.co.uk](http://www.surreysays.co.uk) on the Statutory Notice webpage alongside this document.

### Key points from the consultation responses:

- There were 14 responses to the consultation.
  - Of those, **13 agreed with the proposal** to open the SEN Unit at Epsom Downs Primary School.
  - Respondents commented on the **positive** impacts for children and young people and the school and the clear need for this type of provision.
  - The one respondent who did not agree cited a lack of space, impact on existing children and pressure on staff.
4. Statutory Notice is now open for a four-week period from Wednesday 29 March 2023 to Wednesday 10 May 2023. The publication of Notices is when the local authority formally states that it intends to implement the proposed changes. This will be the final opportunity for consultees to make their views known before a final decision is taken. Following the consultation period officers will summarise the feedback and will report to the Cabinet Member for Education and Learning.

## What happens next?

You can make representations, objections and comments using the online form at [www.surreysays.co.uk](http://www.surreysays.co.uk). Alternatively, you can respond by email or post at the addresses given below:

FAO Peter Speers  
SEND Epsom Downs Primary School  
Education Place Planning  
Quadrant Court  
35 Guildford Road  
Woking  
GU22 7QQ

Email: [schoolorg@surreycc.gov.uk](mailto:schoolorg@surreycc.gov.uk) with the subject: FAO Epsom Downs Specialist Unit Proposal