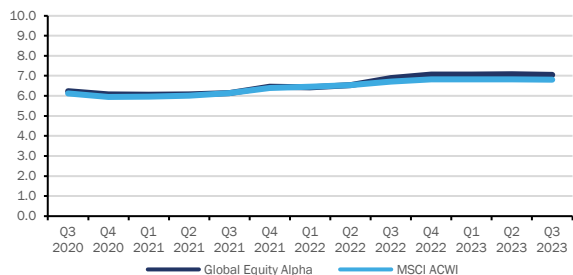


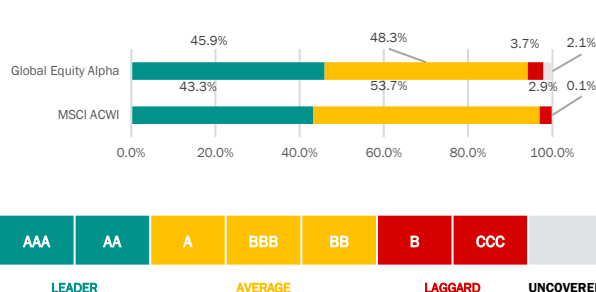


	End of Quarter Position ¹			Key
	MSCI ESG Rating	Weighted ESG Score	vs. Benchmark	
Global Equity Alpha	A ¹	7.1 ¹		Fund has an equal or better <i>Weighted ESG Score</i> than the benchmark.
MSCI ACWI	A ¹	6.8 ¹		Fund has a <i>Weighted ESG Score</i> within 0.5 of the benchmark.
				Fund has a <i>Weighted ESG Score</i> more than 0.5 below the benchmark.

MSCI Weighted Score Trend¹



MSCI ESG Weightings Distribution¹



Highest ESG Rated Issuers ¹				Lowest ESG Rated Issuers ¹			
	% Portfolio Weight	% Relative Weight	MSCI Rating		% Portfolio Weight	% Relative Weight	MSCI Rating
ASML	2.2%	+1.8%	AAA ¹	Meta Platforms	0.5%	-0.6%	CCC ¹
Intuit	1.9%	+1.7%	AAA ¹	Jiangsu Hengli Hydraulic	0.2%	+0.2%	CCC ¹
Microsoft	1.4%	-2.3%	AAA ¹	Shanghai Friendess Electronic Technology	0.1%	+0.1%	CCC ¹
Taiwan Semiconductor	0.6%	+0.6%	AAA ¹	Jollibee Foods	0.1%	+0.1%	CCC ¹
CNH Industrial	0.8%	+0.7%	AAA ¹	Stericycle	0.2%	+0.2%	B ¹

Quarterly ESG Commentary

- The Fund's weighted ESG score was stable over the period and remains above the benchmark.
- There were a large number of upgrades in the quarter including Capital One, Reliance Industries, British American Tobacco and Hargreaves Lansdown. Nanofilm Technologies was upgraded in the quarter from 'CCC', however, over the same period the Fund acquired a position in Shanghai Friendess Electronic Technology ('CCC').

Feature Stock: Meta Platforms

Meta Platforms (Meta), formerly known as Facebook, is a social technology company. It builds applications and technology that help people share with friends and family through mobile devices, personal computers, virtual reality headsets, and wearables worldwide.

Facebook, from its launch in 2004 has had the vision to connect people, and now with apps like Messenger, Instagram and WhatsApp, the Company enables billions to do so. Meta is now moving beyond 2D screens to build more immersive social experiences with augmented and virtual reality. In 2022, Meta had to reduce its workforce, having previously misread the covid-driven surge in online commerce and therefore having invested heavily in talent. The employee layoffs drove the downgrade by MSCI to CCC in December 2022.

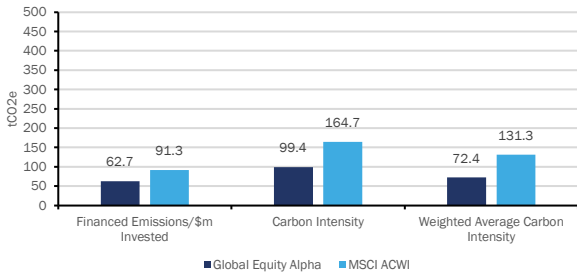
The Company is considered to have the most comprehensive understanding of responsible business practices amongst its competitors, recognising the most critical areas for both the Company and all stakeholders. On issues like content, human rights, trust and integrity, and corporate governance, expectations are for Meta to gradually improve on these fronts both organically and due to pressure from regulators. Meta published its first responsible business practices report in July which highlights progress on a number of different fronts.

The Company has been net zero for some years now, and the commitment is to maintain net zero emissions and 100% renewable energy across operations. Progress is also being made towards making further improvements on energy efficiency and positive impact.

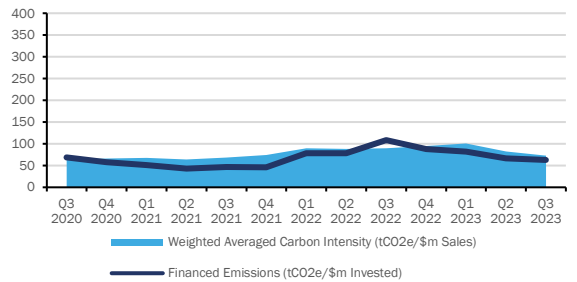
¹Source: MSCI ESG Research 30/09/2023



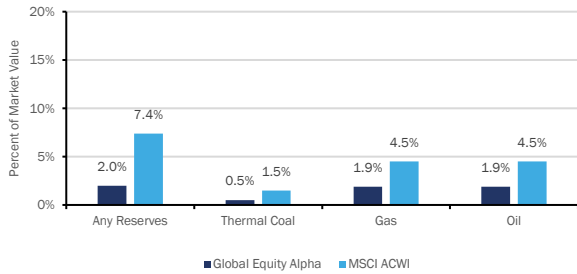
Carbon Emissions and Intensity¹



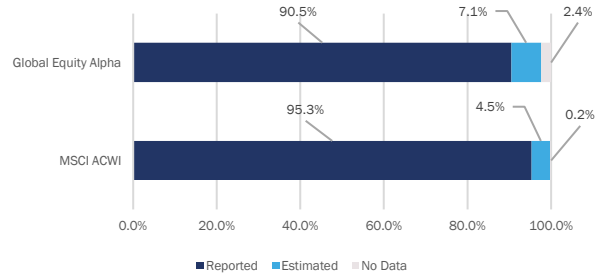
Carbon Trends¹



Weight of Holdings Owning Fossil Fuel Reserves¹



Availability of Carbon Emissions Data (% of Market Value)¹



10

Largest Contributors to Financed Emissions¹

Company	% Portfolio Weight	% Relative Weight	Contribution	CA100+	TPI Level
Heidelberg Materials	0.5%	+0.4%	36.9% ¹	Yes	3
Holcim	0.4%	+0.3%	13.7% ¹	Yes	4
easyJet	0.2%	+0.2%	6.3% ¹	No	3
Southwest Airlines	0.2%	+0.2%	4.6% ¹	No	4
Linde	1.0%	+0.7%	3.5% ¹	Yes	3

Quarterly Carbon Commentary

- The Fund remains materially below the wider index on all metrics, owing to the underweight allocations to some high emitting sectors including oil and gas.
- Heidelberg Materials and Holcim account for around 50% of portfolio financed emissions, down from 62% in Q1 2023. Emissions fell during the period, owing primarily to a lower portfolio weighting in each company (-0.2% combined in the quarter). Due to their involvement in cement production, the carbon metrics of the Fund are highly sensitive to each of these companies' emissions, as well as any fluctuations in their investment value and/or allocation.

Feature Stock: Heidelberg Materials

Heidelberg Materials (Heidelberg) is one of the world's largest building materials companies headquartered in Germany. Its products include cement, ready-mixed concrete, and aggregates.

Amongst a peer group of global listed cement producers, Heidelberg continues to achieve and target ambitious carbon emission reductions, with the largest absolute and relative CO₂ reductions targets to 2030. That accolade is based on CO₂ emissions per tonne of cementitious material produced, which is considered to be the most appropriate metric. Heidelberg continues to make progress, by reducing the CO₂ emissions per tonne of cement, the clinker ratio, and the energy intensity of the product.

For investors in Heidelberg, these leading carbon reduction initiatives place the Company in an advantageous position in terms of profitability and maintaining margins, as carbon prices likely increase, and allowances are used up. Recent analysis highlights that Heidelberg should require the lowest cement price increase to compensate for higher carbon costs over the coming years, compared to peers. In reality, cement will trade at the same price within a given local market; therefore, other producers will need to accept lower margins or rethink decarbonisation plans. This could represent significant potential margin upside to Heidelberg, as it will have already budgeted for and undertaken the hard work to decarbonise more than peers.

¹Source: MSCI ESG Research 30/09/2023

Issuers Not Covered ¹

Reason	ESG (%) 2.1	Carbon (%) 2.4
Company not covered	0.1%	0.4%
Investment Trust/ Funds	2.0%	2.0%

Important Information

The material in this report has been prepared by Border to Coast Pensions Partnership Limited (“Border to Coast”) and is designed for the use of professional investors and provides investor information about this fund. The MSCI ESG Fund Ratings and material in this document are for information purposes only and should not be considered as investment advice or a recommendation of any particular security, strategy, or investment product. There is no assurance that any socially responsible investing strategy and techniques employed will be successful. Past performance is not a guarantee or reliable indicator of future results. The value of an investment and any income taken from it is not guaranteed and can go down as well as up; you may not get back the amount you originally invested. Border to Coast accepts no liability for any loss or damage arising from any use of, or reliance on, any information provided in this document. Border to Coast Pensions Partnership Ltd is authorised and regulated by the Financial Conduct Authority (FRN 800511).

Although Border to Coast information providers, including without limitation, MSCI ESG Research LLC and its affiliates (the “ESG Parties”), obtain information (the “Information”) from sources they consider reliable, none of the ESG Parties warrants or guarantees the originality, accuracy and/or completeness, of any data herein and expressly disclaim all express or implied warranties, including those of merchantability and fitness for a particular purpose. The Information may only be used for your internal use*, may not be reproduced or re-disseminated in any form and may not be used as a basis for, or a component of, any financial instruments or products or indices. Further, none of the Information can in and of itself be used to determine which securities to buy or sell or when to buy or sell them. None of the ESG Parties shall have any liability for any errors or omissions in connection with any data herein, or any liability for any direct, indirect, special, punitive, consequential or any other damages (including lost profits) even if notified of the possibility of such damages.

* In accordance with the licence agreement between Border to Coast and MSCI

This page is intentionally left blank