

CABINET – 25 JUNE 2024

PROCEDURAL MATTERS

4a Members' Questions:**Question (1) Catherine Powell**

Further to the SEND And AP Capital Programmes Paper please can the Cabinet Member provide:

- a. A forecast of the number of SEND specialist places by type e.g. ASD co-ed, ASD girls only, ASD boys only, MLD/SpLD etc by quadrant over the period of the SEND Capital Programme;
- b. A table showing how this forecast matches with the proposed provision as part of the SEND Capital Programme;
- c. The total cost of SEND places in the independent sector during 2023 / 2024 and associated Home to School Transport costs to this provision in the last financial year?

Reply:

- a. Surrey County Council's published School Organisation Plan (2022-2032) and Children and Young People with Additional Needs and Disabilities Sufficiency Plan 2022-2030 set out the Council's approach for providing education close to home by local providers, who can successfully support all children and young people to live, learn and grow up locally to achieve their full potential.

The Council's ten-year sufficiency projections for specialist provision include the range of educational provision for Surrey resident pupils aged 4-19 years with Education Health and Care Plans (EHCPs), from SEN Units or Resourced Provision attached to state-maintained mainstream schools, state-maintained specialist schools, state-maintained alternative provision, Further Education Colleges, and non-maintained or specialist independent settings. This uses the same basic demographic projections as for mainstream place planning and these are underpinned by the same birth, population, and housing data.

Sufficiency and place planning trends for the *Edge-ucate SEN* data model developed in collaboration with and updated annually by Edge Analytics are also determined using information from the national School Census and annual SEN2 returns alongside the Council's pupil level information. Data includes all existing children and young people with Education, Health and Care Plans and their primary need, where they live, and type, designation and location of education provision attended. This data is fed into annual projections each summer and the data models are updated annually to reflect actual versus projected need. The growth from committed SEND and AP capital projects which have been through the appropriate legal agreements is included in the model's place data.

Adjusted projections in the data sets below assume current commissioning trends and current maintained specialist school and mainstream school specialist 'centre' designations. The growth from committed and planned SEND and AP Capital Programmes' projects which are subject to Cabinet's decision at the end of June is also included. Exceptions are noted separately. The Council's committed capital investment of £260m, and the remaining £189m for SEND and AP budget allocations for 2024/25 to 2027/28 reaffirmed in February 2024 budget setting, enables expansion of Surrey's state-maintained specialist education estate to just over 5,760 place capacity overall by 2031/32. This is only one part of a broader strategy to create a continuum of provision in collaboration with schools, Academy

Trusts and the wider partnership that is aligned with Surrey's Inclusion and Additional Needs Strategy objectives, including national reform, and evolving local area improvement plans to best meet local need in the long term.

North East Surrey: Specialist Schools

Pupils/students aged 4-19 years in Reception to Year 14 projected to require a place at ASD designated provision.

Academic Year	2022-23 (actual)	2023-24	2024-25	2025-26	2026-27	2027-28	2028-29	2029-30	2030-31	2031-32	2032-33
Pupil projections (NCY R-14)	179	186	225	267	303	326	347	352	348	344	335
Co-ed places available	0	47	77	119	153	180	197	200	200	200	200
Shortage/surplus (no)	-179	-139	-148	-148	-150	-146	-150	-152	-148	-144	-135
Shortage/surplus (%)	-100%	-75%	-66%	-56%	-49%	-45%	-43%	-43%	-43%	-42%	-40%

Girls

Academic Year	2022-23 (actual)	2023-24	2024-25	2025-26	2026-27	2027-28	2028-29	2029-30	2030-31	2031-32	2032-33
Pupil projections (NCY R-14)	37	46	55	65	73	79	79	76	72	70	65
Places available	0	0	0	0	0	0	0	0	0	0	0
Shortage/surplus (no)	-37	-46	-55	-65	-73	-79	-79	-76	-72	-70	-65
Shortage/surplus (%)	-100%	-100%	-100%	-100%	-100%	-100%	-100%	-100%	-100%	-100%	-100%

Boys

Academic Year	2022-23 (actual)	2023-24	2024-25	2025-26	2026-27	2027-28	2028-29	2029-30	2030-31	2031-32	2032-33
Pupil projections (NCY R-14)	142	140	170	203	225	247	268	276	276	274	270
Places available	0	0	0	0	0	0	0	0	0	0	0
Shortage/surplus (no)	-142	-140	-170	-203	-225	-247	-268	-276	-276	-274	-270
Shortage/surplus (%)	-100%	-100%	-100%	-100%	-100%	-100%	-100%	-100%	-100%	-100%	-100%

Pupils/ students aged 4-19 years in Reception to Year 14 projected to require a place at Complex ASD designated provision.

Academic Year	2022-23 (actual)	2023-24	2024-25	2025-26	2026-27	2027-28	2028-29	2029-30	2030-31	2031-32	2032-33
Pupil projections (NCY R-14)	141	165	179	185	195	202	205	203	201	201	197
Places available	141	204	205	205	205	205	205	205	205	205	205
Shortage/surplus (no)	0	39	26	20	10	3	0	2	4	4	8
Shortage/surplus (%)	0%	19%	13%	10%	5%	1%	0%	1%	2%	2%	4%
Notes	Excludes proposed 60 place permanent expansion via Satellite Site at Manor Mead School (Virginia Water), where legal agreements are still pending.										

Pupils/students aged 4-19 years in Reception to Year 14 projected to require a place at MLD designated provision.

Academic Year	2022-23 (actual)	2023-24	2024-25	2025-26	2026-27	2027-28	2028-29	2029-30	2030-31	2031-32	2032-33
Pupil projections (NCY R-14)	234	270	305	315	324	337	336	326	317	310	299
Places available	0	0	0	0	0	0	0	0	0	0	0
Shortage/surplus (no)	-234	-270	-305	-315	-324	-337	-336	-326	-317	-310	-299
Shortage/surplus (%)	-100%	-100%	-100%	-100%	-100%	-100%	-100%	-100%	-100%	-100%	-100%

Pupils/students aged 4-19 years in Reception to Year 14 projected to require a place at SEMH designated provision.

Academic Year	2022-23 (actual)	2023-24	2024-25	2025-26	2026-27	2027-28	2028-29	2029-30	2030-31	2031-32	2032-33
Pupil projections (NCY R-14)	84	93	107	126	147	157	165	161	155	148	141
Places available	0	0	0	0	0	0	0	0	0	0	0
Shortage/surplus (no)	-84	-93	-107	-126	-147	-157	-165	-161	-155	-148	-141
Shortage/surplus (%)	-100%	-100%	-100%	-100%	-100%	-100%	-100%	-100%	-100%	-100%	-100%

Pupils/students aged 4-19 years in Reception to Year 14 projected to require a place at SLD/PMLD designated provision.

Academic Year	2022-23 (actual)	2023-24	2024-25	2025-26	2026-27	2027-28	2028-29	2029-30	2030-31	2031-32	2032-33
Pupil projections (NCY R-14)	129	134	166	186	216	234	254	253	253	253	251
Places available	231	173	177	206	206	231	231	231	231	231	231
Shortage/surplus (no)	102	39	11	20	-10	-3	-23	-22	-22	-22	-20
Shortage/surplus (%)	44%	23%	6%	10%	-5%	-1%	-9%	-9%	-9%	-9%	-8%

North East Surrey: SEN Units/ Specialist Resourced Provision ('Centres') in mainstream schools

Pupils/students aged 4-19 years in Reception to Year 14 projected to require a place at ASD designated provision.

Academic Year	2022-23 (actual)	2023-24	2024-25	2025-26	2026-27	2027-28	2028-29	2029-30	2030-31	2031-32	2032-33
Pupil projections (NCY R-14)	117	119	118	125	125	126	127	130	125	123	122
Places available	194	142	176	203	228	232	234	236	236	236	236
Shortage/surplus (no)	77	23	58	78	103	106	107	106	111	113	114
Shortage/surplus (%)	40%	16%	33%	39%	45%	46%	46%	45%	47%	48%	48%

Pupils/students aged 4-19 years in Reception to Year 14 projected to require a place at HI designated provision.

Academic Year	2022-23 (actual)	2023-24	2024-25	2025-26	2026-27	2027-28	2028-29	2029-30	2030-31	2031-32	2032-33
Pupil projections (NCY R-14)	12	10	11	14	12	11	13	14	15	16	16
Places available	33	19	30	30	30	30	30	30	30	30	30
Shortage/surplus (no)	21	9	19	16	18	19	17	16	15	14	14
Shortage/surplus (%)	64%	50%	65%	54%	59%	62%	58%	54%	51%	48%	46%

Pupils/students aged 4-19 years in Reception to Year 14 projected to require a place at MLD designated provision.

Academic Year	2022-23 (actual)	2023-24	2024-25	2025-26	2026-27	2027-28	2028-29	2029-30	2030-31	2031-32	2032-33
Pupil projections (NCY R-14)	37	40	42	42	42	42	38	37	36	35	35
Places available	32	17	17	17	16	16	16	16	16	16	16
Shortage/surplus (no)	-5	-23	-25	-25	-26	-26	-22	-21	-20	-19	-19
Shortage/surplus (%)	-14%	-57%	-60%	-60%	-62%	-62%	-58%	-57%	-55%	-54%	-54%
Notes	Excludes new mainstream specialist resourced provision, proposed for inclusion in SEND Capital Programme and subject to Cabinet's decision.										

Pupils/students aged 4-19 years in Reception to Year 14 projected to require a place at SLCN designated provision.

Academic Year	2022-23 (actual)	2023-24	2024-25	2025-26	2026-27	2027-28	2028-29	2029-30	2030-31	2031-32	2032-33
Pupil projections (NCY R-14)	65	70	77	80	76	79	79	75	72	71	69
Places available	65	72	81	81	81	79	79	78	75	75	75
Shortage/surplus (no)	0	2	4	1	5	0	0	3	3	4	6
Shortage/surplus (%)	0%	3%	5%	2%	6%	0%	0%	3%	4%	5%	8%

Pupils/students aged 4-19 years in Reception to Year 14 projected to require a place at VI designated provision.

Academic Year	2022-23 (actual)	2023-24	2024-25	2025-26	2026-27	2027-28	2028-29	2029-30	2030-31	2031-32	2032-33
Pupil projections (NCY R-14)	3	8	10	12	11	10	7	7	6	6	7
Places available	0	0	0	0	0	0	0	0	0	0	0
Shortage/surplus (no)	-3	-8	-10	-12	-11	-10	-7	-7	-6	-6	-7
Shortage/surplus (%)	-100%	-100%	-100%	-100%	-100%	-100%	-100%	-100%	-100%	-100%	-100%

North West Surrey: Specialist Schools

Pupils/students aged 4-19 years in Reception to Year 14 projected to require a place at ASD designated provision.

Academic Year	2022-23 (actual)	2023-24	2024-25	2025-26	2026-27	2027-28	2028-29	2029-30	2030-31	2031-32	2032-33
Pupil projections (NCY R-14)	93	96	120	153	188	211	219	229	235	231	231
Co-ed places available	0	0	0	0	0	0	0	0	0	0	0
Shortage/surplus (no)	-93	-96	-120	-153	-188	-211	-219	-229	-235	-231	-231
Shortage/surplus (%)	-100%	-100%	-100%	-100%	-100%	-100%	-100%	-100%	-100%	-100%	-100%

Girls

Academic Year	2022-23 (actual)	2023-24	2024-25	2025-26	2026-27	2027-28	2028-29	2029-30	2030-31	2031-32	2032-33
Pupil projections (NCY R-14)	18	18	26	37	41	50	52	55	58	59	58
Places available	0	0	0	0	0	0	0	0	0	0	0
Shortage/surplus (no)	-18	-18	-26	-37	-41	-50	-52	-55	-58	-59	-58
Shortage/surplus (%)	-100%	-100%	-100%	-100%	-100%	-100%	-100%	-100%	-100%	-100%	-100%

Boys

Academic Year	2022-23 (actual)	2023-24	2024-25	2025-26	2026-27	2027-28	2028-29	2029-30	2030-31	2031-32	2032-33
Pupil projections (NCY R-14)	75	78	94	115	142	160	167	174	177	173	173
Places available	0	0	0	0	0	0	0	0	0	0	0
Shortage/surplus (no)	-75	-78	-94	-115	-142	-160	-167	-174	-177	-173	-173
Shortage/surplus (%)	-100%	-100%	-100%	-100%	-100%	-100%	-100%	-100%	-100%	-100%	-100%

Pupils/ students aged 4-19 years in Reception to Year 14 projected to require a place at Complex ASD designated provision.

Academic Year	2022-23 (actual)	2023-24	2024-25	2025-26	2026-27	2027-28	2028-29	2029-30	2030-31	2031-32	2032-33
Pupil projections (NCY R-14)	200	236	257	274	283	295	303	303	309	312	313
Places available	216	243	270	288	252	261	270	270	270	270	270
Shortage/surplus (no)	16	7	13	14	-31	-34	-33	-33	-39	-42	-43
Shortage/surplus (%)	7%	3%	5%	5%	-11%	-12%	-11%	-11%	-12%	-13%	-14%

Pupils/students aged 4-19 years in Reception to Year 14 projected to require a place at MLD designated provision.

Academic Year	2022-23 (actual)	2023-24	2024-25	2025-26	2026-27	2027-28	2028-29	2029-30	2030-31	2031-32	2032-33
Pupil projections (NCY R-14)	207	238	264	284	297	324	323	333	338	330	327
Places available	473	513	540	553	551	551	542	542	542	542	542
Shortage/surplus (no)	266	275	276	269	254	227	219	209	204	212	215
Shortage/surplus (%)	56%	54%	51%	49%	46%	41%	40%	39%	38%	39%	40%

Pupils/students aged 4-19 years in Reception to Year 14 projected to require a place at SEMH designated provision.

Academic Year	2022-23 (actual)	2023-24	2024-25	2025-26	2026-27	2027-28	2028-29	2029-30	2030-31	2031-32	2032-33
Pupil projections (NCY R-14)	64	70	75	78	84	88	84	79	76	70	64
Places available	82	76	82	82	82	82	82	82	82	82	82
Shortage/surplus (no)	18	6	7	4	-2	-6	-2	3	6	12	18
Shortage/surplus (%)	22%	7%	8%	5%	-3%	-7%	-2%	4%	7%	15%	22%
Notes	Excludes new 170 place DfE Special Free School, Frimley Oak Academy due to open in 2027/ 2028, where legal agreements are pending.										

Pupils/students aged 4-19 years in Reception to Year 14 projected to require a place at SLD/PMLD designated provision.

Academic Year	2022-23 (actual)	2023-24	2024-25	2025-26	2026-27	2027-28	2028-29	2029-30	2030-31	2031-32	2032-33
Pupil projections (NCY R-14)	162	154	174	195	214	230	241	248	248	242	239
Places available	125	135	140	140	140	140	140	140	140	140	140
Shortage/surplus (no)	-37	-19	-34	-55	-74	-90	-101	-108	-108	-102	-99
Shortage/surplus (%)	-23%	-12%	-20%	-28%	-35%	-39%	-42%	-44%	-43%	-42%	-41%

North West Surrey: SEN Units/ Specialist Resourced Provision ('Centres') in mainstream schools

Pupils/students aged 4-19 years in Reception to Year 14 projected to require a place at ASD designated provision.

Academic Year	2022-23 (actual)	2023-24	2024-25	2025-26	2026-27	2027-28	2028-29	2029-30	2030-31	2031-32	2032-33
Pupil projections (NCY R-14)	60	69	75	76	81	84	84	86	87	88	86
Places available	59	60	54	60	66	72	78	78	78	78	78
Shortage/surplus (no)	-1	-9	-21	-16	-15	-12	-6	-8	-9	-10	-8
Shortage/surplus (%)	-2%	-13%	-28%	-21%	-18%	-14%	-8%	-10%	-10%	-11%	-10%
Notes	Excludes new mainstream specialist resourced provision, proposed for inclusion in SEND Capital Programme and subject to Cabinet's decision.										

Pupils/students aged 4-19 years in Reception to Year 14 projected to require a place at HI designated provision.

Academic Year	2022-23 (actual)	2023-24	2024-25	2025-26	2026-27	2027-28	2028-29	2029-30	2030-31	2031-32	2032-33
Pupil projections (NCY R-14)	7	6	8	9	8	9	10	9	10	11	11
Places available	0	0	0	0	0	0	0	0	0	0	0
Shortage/surplus (no)	-7	-6	-8	-9	-8	-9	-10	-9	-10	-11	-11
Shortage/surplus (%)	-100%	-100%	-100%	-100%	-100%	-100%	-100%	-100%	-100%	-100%	-100%

Pupils/students aged 4-19 years in Reception to Year 14 projected to require a place at MLD designated provision.

Academic Year	2022-23 (actual)	2023-24	2024-25	2025-26	2026-27	2027-28	2028-29	2029-30	2030-31	2031-32	2032-33
Pupil projections (NCY R-14)	36	38	41	43	43	42	40	38	36	36	36
Places available	44	40	44	44	44	44	44	44	44	44	44
Shortage/surplus (no)	8	2	3	1	1	2	4	6	8	8	8
Shortage/surplus (%)	18%	4%	7%	2%	2%	6%	9%	14%	17%	19%	19%

Pupils/students aged 4-19 years in Reception to Year 14 projected to require a place at SLCN designated provision.

Academic Year	2022-23 (actual)	2023-24	2024-25	2025-26	2026-27	2027-28	2028-29	2029-30	2030-31	2031-32	2032-33
Pupil projections (NCY R-14)	39	45	48	48	53	54	54	54	53	54	53
Places available	56	45	64	64	64	64	64	64	64	64	64
Shortage/surplus (no)	17	0	16	16	11	10	10	10	11	10	11
Shortage/surplus (%)	30%	-1%	25%	25%	17%	16%	16%	16%	17%	15%	18%

Pupils/students aged 4-16 years in Reception to Year 14 projected to require a place at VI designated provision.

Academic Year	2022-23 (actual)	2023-24	2024-25	2025-26	2026-27	2027-28	2028-29	2029-30	2030-31	2031-32	2032-33
Pupil projections (NCY R-14)	9	11	12	15	15	14	13	13	11	10	10
Places available	19	17	27	27	27	27	27	27	27	27	27
Shortage/surplus (no)	10	6	15	12	12	13	14	14	16	17	17
Shortage/surplus (%)	53%	36%	56%	45%	44%	49%	51%	50%	60%	64%	64%

South East Surrey: Specialist Schools

Pupils/students aged 4-19 years in Reception to Year 14 projected to require a place at ASD designated provision.

Academic Year	2022-23 (actual)	2023-24	2024-25	2025-26	2026-27	2027-28	2028-29	2029-30	2030-31	2031-32	2032-33
Pupil projections (NCY R-14)	200	221	265	318	373	410	431	430	426	407	390
Co-ed place available	100	0	10	28	93	194	245	282	302	312	312
Shortage/surplus (no)	-100	-221	-255	-290	-280	-216	-186	-148	-124	-95	-78
Shortage/surplus (%)	-50%	-100%	-96%	-91%	-75%	-53%	-43%	-34%	-29%	-23%	-20%
Notes	Excludes proposed withdrawal of projects from SEND Capital Programme and subject to Cabinet's decision.										

Girls

Academic Year	2022-23 (actual)	2023-24	2024-25	2025-26	2026-27	2027-28	2028-29	2029-30	2030-31	2031-32	2032-33
Pupil projections (NCY R-14)	59	71	79	92	102	108	111	110	107	103	100
Places available	98	98	98	98	98	98	98	98	98	98	98
Shortage/surplus (no)	39	27	19	6	-4	-10	-13	-12	-9	-5	-2
Shortage/surplus (%)	40%	28%	20%	6%	-4%	-9%	-12%	-11%	-9%	-5%	-2%
Notes	Excludes proposed withdrawal of projects from SEND Capital Programme and subject to Cabinet's decision.										

Boys

Academic Year	2022-23 (actual)	2023-24	2024-25	2025-26	2026-27	2027-28	2028-29	2029-30	2030-31	2031-32	2032-33
Pupil projections (NCY R-14)	141	151	186	226	265	303	320	320	318	304	289
Places available	90	90	90	90	90	90	90	90	90	90	90
Shortage/surplus (no)	-51	-61	-96	-136	-175	-213	-230	-230	-228	-214	-199
Shortage/surplus (%)	-36%	-40%	-52%	-60%	-66%	-70%	-72%	-72%	-72%	-70%	-69%
Notes	Excludes proposed withdrawal of projects from SEND Capital Programme and subject to Cabinet's decision.										

Pupils/students aged 4-19 years in Reception to Year 14 projected to require a place at Complex ASD designated provision.

Academic Year	2022-23 (actual)	2023-24	2024-25	2025-26	2026-27	2027-28	2028-29	2029-30	2030-31	2031-32	2032-33
Pupil projections (NCY R-14)	171	198	208	218	221	222	219	220	218	214	213
Places available	70	215	223	236	245	246	246	245	245	245	245
Shortage/surplus (no)	-101	17	15	18	24	24	27	25	27	31	32
Shortage/surplus (%)	-59%	8%	7%	8%	10%	10%	11%	10%	11%	13%	13%
Notes	Excludes proposed 21 place expansion at Brooklands School, where legal agreements are still pending.										

Pupils/students aged 4-19 years in Reception to Year 14 projected to require a place at MLD designated provision.

Academic Year	2022-23 (actual)	2023-24	2024-25	2025-26	2026-27	2027-28	2028-29	2029-30	2030-31	2031-32	2032-33
Pupil projections (NCY R-14)	262	284	305	322	343	345	357	366	369	364	359
Places available	319	331	346	356	363	371	365	365	365	365	365
Shortage/surplus (no)	57	47	41	34	20	26	8	-1	-4	1	6
Shortage/surplus (%)	18%	14%	12%	10%	5%	7%	2%	0%	-1%	0%	2%
Notes	Excludes proposed project withdrawal from SEND Capital Programme and subject to Cabinet's decision.										

Pupils/students aged 4-19 years in Reception to Year 14 projected to require a place at SEMH designated provision.

Academic Year	2022-23 (actual)	2023-24	2024-25	2025-26	2026-27	2027-28	2028-29	2029-30	2030-31	2031-32	2032-33
Pupil projections (NCY R-14)	79	90	123	154	180	193	208	201	194	182	174
Places available	92	61	82	82	82	82	82	82	82	82	82
Shortage/surplus (no)	13	-29	-41	-72	-98	-111	-126	-119	-112	-100	-92
Shortage/surplus (%)	14%	-33%	-33%	-47%	-55%	-58%	-61%	-59%	-58%	-55%	-53%

Pupils/students aged 4-19 years in Reception to Year 14 projected to require a place at SLD/PMLD designated provision.

Academic Year	2022-23 (actual)	2023-24	2024-25	2025-26	2026-27	2027-28	2028-29	2029-30	2030-31	2031-32	2032-33
Pupil projections (NCY R-14)	156	155	170	191	199	212	221	215	217	213	213
Places available	267	263	266	266	265	264	264	264	264	264	264
Shortage/surplus (no)	111	108	96	75	66	52	43	49	47	51	51
Shortage/surplus (%)	42%	41%	36%	28%	25%	20%	16%	18%	18%	19%	19%
Notes	Excludes proposed 40 place expansion of Woodlands School where legal agreements are pending.										

Surrey: SEN Units/ Specialist Resourced Provision ('Centres') in mainstream schools

Pupils/students aged 4-19 years in Reception to Year 14 projected to require a place at ASD designated provision.

Academic Year	2022-23 (actual)	2023-24	2024-25	2025-26	2026-27	2027-28	2028-29	2029-30	2030-31	2031-32	2032-33
Pupil projections (NCY R-14)	55	58	61	62	63	62	61	59	58	57	57
Places available	60	77	92	100	104	104	104	104	104	104	104
Shortage/surplus (no)	5	19	31	38	41	42	43	45	46	47	47
Shortage/surplus (%)	8%	24%	34%	38%	40%	41%	42%	43%	44%	45%	45%
Notes	Excludes new mainstream specialist resourced provision, proposed for inclusion in SEND Capital Programme and subject to Cabinet's decision										

Pupils/students aged 4-19 years in Reception to Year 14 projected to require a place at HI designated provision.

Academic Year	2022-23 (actual)	2023-24	2024-25	2025-26	2026-27	2027-28	2028-29	2029-30	2030-31	2031-32	2032-33
Pupil projections (NCY R-14)	2	3	3	6	4	2	3	3	3	2	2
Places available	0	0	0	0	0	0	0	0	0	0	0
Shortage/surplus (no)	-2	-3	-3	-6	-4	-2	-3	-3	-3	-2	-2
Shortage/surplus (%)	-100%	-100%	-100%	-100%	-100%	-100%	-100%	-100%	-100%	-100%	-100%

Pupils/students aged 4-19 years in Reception to Year 14 projected to require a place at MLD designated provision.

Academic Year	2022-23 (actual)	2023-24	2024-25	2025-26	2026-27	2027-28	2028-29	2029-30	2030-31	2031-32	2032-33
Pupil projections (NCY R-14)	21	25	31	31	33	32	31	30	28	28	27
Places available	30	27	30	30	30	30	30	30	30	30	30
Shortage/surplus (no)	9	2	-1	-1	-3	-2	-1	0	2	2	3
Shortage/surplus (%)	30%	8%	-2%	-3%	-8%	-6%	-4%	1%	5%	8%	9%

Pupils/students aged 4-19 years in Reception to Year 14 projected to require a place at SLCN designated provision.

Academic Year	2022-23 (actual)	2023-24	2024-25	2025-26	2026-27	2027-28	2028-29	2029-30	2030-31	2031-32	2032-33
Pupil projections (NCY R-14)	87	106	116	122	127	134	134	134	137	138	134
Places available	96	103	118	120	120	120	120	120	120	120	120
Shortage/surplus (no)	9	-3	2	-2	-7	-14	-14	-14	-17	-18	-14
Shortage/surplus (%)	9%	-3%	2%	-1%	-5%	-11%	-11%	-10%	-12%	-13%	-11%

Pupils/students aged 4-16 years in Reception to Year 14 projected to require a place at VI designated provision.

Academic Year	2022-23 (actual)	2023-24	2024-25	2025-26	2026-27	2027-28	2028-29	2029-30	2030-31	2031-32	2032-33
Pupil projections (NCY R-14)	16	13	12	16	16	12	15	13	14	10	8
Places available	24	18	24	24	24	24	24	24	24	24	24
Shortage/surplus (no)	8	5	12	8	8	12	9	11	10	14	16
Shortage/surplus (%)	33%	27%	49%	32%	33%	51%	38%	46%	42%	59%	65%

Surrey: Specialist Schools

Pupils/students aged 4-19 years in Reception to Year 14 projected to require a place at ASD designated provision.

Academic Year	2022-23 (actual)	2023-24	2024-25	2025-26	2026-27	2027-28	2028-29	2029-30	2030-31	2031-32	2032-33
Pupil projections (NCY R-14)	72	83	113	150	191	207	225	236	234	225	223
Co-ed places available	150	164	164	164	164	164	164	164	164	164	164
Shortage/surplus (no)	78	81	51	14	-27	-43	-61	-72	-70	-61	-59
Shortage/surplus (%)	52%	49%	31%	8%	-14%	-21%	-27%	-31%	-30%	-27%	-26%

Girls

Academic Year	2022-23 (actual)	2023-24	2024-25	2025-26	2026-27	2027-28	2028-29	2029-30	2030-31	2031-32	2032-33
Pupil projections (NCY R-14)	11	13	17	25	28	31	33	35	32	31	31
Places available	0	0	0	0	0	0	0	0	0	0	0
Shortage/surplus (no)	-11	-13	-17	-25	-28	-31	-33	-35	-32	-31	-31
Shortage/surplus (%)	-100%	-100%	-100%	-100%	-100%	-100%	-100%	-100%	-100%	-100%	-100%

Boys

Academic Year	2022-23 (actual)	2023-24	2024-25	2025-26	2026-27	2027-28	2028-29	2029-30	2030-31	2031-32	2032-33
Pupil projections (NCY R-14)	61	71	96	125	158	176	192	201	202	194	192
Places available	0	0	0	0	0	0	0	0	0	0	0
Shortage/surplus (no)	-61	-71	-96	-125	-158	-176	-192	-201	-202	-194	-192
Shortage/surplus (%)	-100%	-100%	-100%	-100%	-100%	-100%	-100%	-100%	-100%	-100%	-100%

Pupils/students aged 4-19 years in Reception to Year 14 projected to require a place at Complex ASD designated provision.

Academic Year	2022-23 (actual)	2023-24	2024-25	2025-26	2026-27	2027-28	2028-29	2029-30	2030-31	2031-32	2032-33
Pupil projections (NCY R-14)	127	128	131	135	148	150	149	151	152	151	150
Places available	105	110	110	110	110	110	110	110	110	110	110
Shortage/surplus (no)	-22	-18	-21	-25	-38	-40	-39	-41	-42	-41	-40
Shortage/surplus (%)	-17%	-14%	-16%	-18%	-26%	-27%	-26%	-27%	-28%	-27%	-26%
Notes	Excludes proposed 51 place expansion at Pond Meadow School, where legal agreements are pending.										

Pupils/students aged 4-19 years in Reception to Year 14 projected to require a place at MLD designated provision.

Academic Year	2022-23 (actual)	2023-24	2024-25	2025-26	2026-27	2027-28	2028-29	2029-30	2030-31	2031-32	2032-33
Pupil projections (NCY R-14)	280	318	335	359	372	394	398	400	394	393	384
Places available	258	276	290	314	329	342	348	356	356	356	356
Shortage/surplus (no)	-22	-42	-45	-45	-43	-52	-50	-44	-38	-37	-28
Shortage/surplus (%)	-8%	-13%	-14%	-12%	-12%	-13%	-13%	-11%	-10%	-9%	-7%
Notes	Excludes proposed project withdrawal from SEND Capital Programme and subject to Cabinet's decision.										

Pupils/students aged 4-19 years in Reception to Year 14 projected to require a place at SEMH designated provision

Academic Year	2022-23 (actual)	2023-24	2024-25	2025-26	2026-27	2027-28	2028-29	2029-30	2030-31	2031-32	2032-33
Pupil projections (NCY R-14)	82	95	100	105	105	109	103	100	95	93	90
Places available	116	128	128	149	171	171	171	171	171	171	171
Shortage/surplus (no)	34	33	28	44	66	62	68	71	76	78	81
Shortage/surplus (%)	29%	25%	22%	29%	39%	36%	40%	41%	45%	45%	47%

Pupils/students aged 4-19 years in Reception to Year 14 projected to require a place at SLD/PMLD designated provision.

Academic Year	2022-23 (actual)	2023-24	2024-25	2025-26	2026-27	2027-28	2028-29	2029-30	2030-31	2031-32	2032-33
Pupil projections (NCY R-14)	139	144	191	236	283	321	354	355	352	340	336
Places available	153	155	155	155	155	155	155	155	155	155	155
Shortage/surplus (no)	14	11	-36	-81	-128	-166	-199	-200	-197	-185	-181
Shortage/surplus (%)	9%	7%	-19%	-34%	-45%	-52%	-56%	-56%	-56%	-54%	-54%

South West Surrey: SEN Units/ Specialist Resourced Provision ('Centres') in mainstream schools

Pupils/students aged 4-19 years in Reception to Year 14 projected to require a place at ASD designated provision.

Academic Year	2022-23 (actual)	2023-24	2024-25	2025-26	2026-27	2027-28	2028-29	2029-30	2030-31	2031-32	2032-33
Pupil projections (NCY R-14)	75	82	83	85	87	87	87	85	85	86	85
Places available	84	87	89	94	99	104	109	114	114	114	114
Shortage/surplus (no)	9	5	6	9	12	17	22	29	29	28	29
Shortage/surplus (%)	11%	6%	6%	10%	12%	16%	21%	25%	26%	25%	25%

Pupils/students aged 4-19 years in Reception to Year 14 projected to require a place at HI designated provision.

Academic Year	2022-23 (actual)	2023-24	2024-25	2025-26	2026-27	2027-28	2028-29	2029-30	2030-31	2031-32	2032-33
Pupil projections (NCY R-14)	8	11	13	14	13	16	17	18	18	19	20
Places available	15	15	15	15	15	15	15	15	15	15	15
Shortage/surplus (no)	7	4	2	1	2	-1	-2	-3	-3	-4	-5
Shortage/surplus (%)	47%	28%	16%	7%	12%	-6%	-13%	-17%	-15%	-19%	-23%

Pupils/students aged 4-19 years in Reception to Year 14 projected to require a place at MLD designated provision.

Academic Year	2022-23 (actual)	2023-24	2024-25	2025-26	2026-27	2027-28	2028-29	2029-30	2030-31	2031-32	2032-33
Pupil projections (NCY R-14)	28	28	31	32	31	32	31	30	29	29	29
Places available	28	24	26	26	26	26	26	26	26	26	26
Shortage/surplus (no)	0	-4	-5	-6	-5	-6	-5	-4	-3	-3	-3
Shortage/surplus (%)	0%	-13%	-16%	-18%	-16%	-19%	-15%	-12%	-11%	-10%	-10%

Pupils/students aged 4-19 years in Reception to Year 14 projected to require a place at SLCN designated provision.

Academic Year	2022-23 (actual)	2023-24	2024-25	2025-26	2026-27	2027-28	2028-29	2029-30	2030-31	2031-32	2032-33
Pupil projections (NCY R-14)	48	59	58	60	63	61	63	66	65	65	66
Places available	68	57	61	61	61	61	61	61	61	61	61
Shortage/surplus (no)	20	-2	3	1	-2	0	-2	-5	-4	-4	-5
Shortage/surplus (%)	29%	-3%	5%	1%	-3%	0%	-4%	-7%	-6%	-6%	-8%

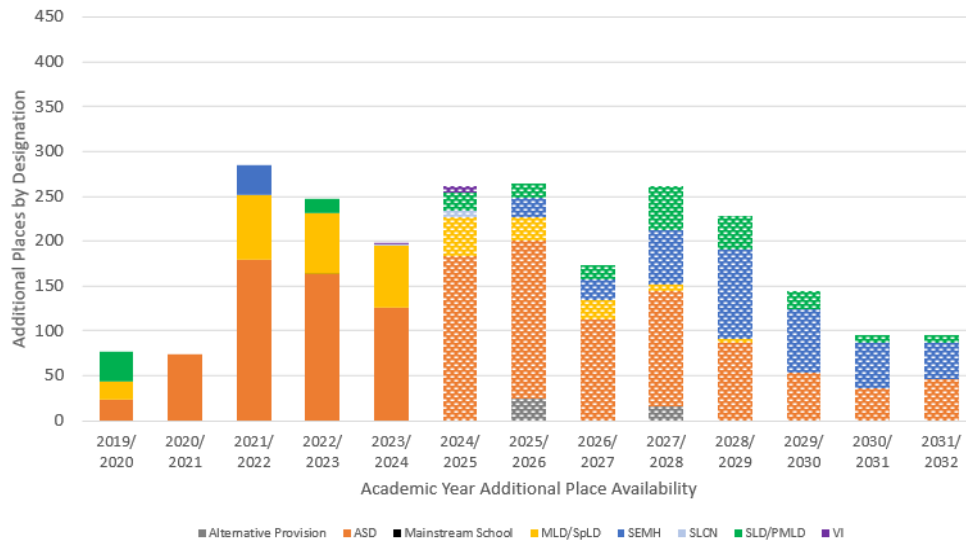
Pupils/students aged 4-16 years in Reception to Year 14 projected to require a place at VI designated provision.

Academic Year	2022-23 (actual)	2023-24	2024-25	2025-26	2026-27	2027-28	2028-29	2029-30	2030-31	2031-32	2032-33
Pupil projections (NCY R-14)	5	5	5	6	6	6	5	5	4	3	4
Places available	0	0	0	0	0	0	0	0	0	0	0
Shortage/surplus (no)	-5	-5	-5	-6	-6	-6	-5	-5	-4	-3	-4
Shortage/surplus (%)	-100%	-100%	-100%	-100%	-100%	-100%	-100%	-100%	-100%	-100%	-100%

- b. Graphs 1 to 5 set out the additional place availability that has been/ can be created through capital investment and delivery for the Commissioning Authority's use by School Designation between 2019/20 and 2031/32, aligned with proposals set out in the draft Cabinet report. These are subject to Cabinet's decision in late June and are for All Surrey and each of the four quadrants in the county:

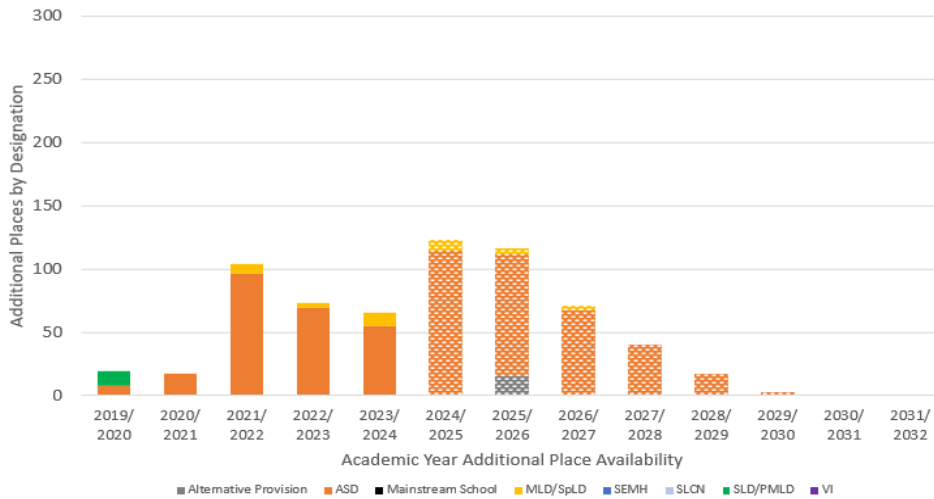
KEY	
Code	School Designation
AP	Alternative Provision School
ASD	Autism/ Autistic Spectrum Disorder
Mainstream School	Mainstream School Access Adaptions
MLD/SpLD	Moderate/Specific Learning Difficulties
SEMH	Social, Emotional, Mental Health Needs
SLCN	Speech, Language and Communication Needs
SLD/PMLD	Severe/Profound and Multiple Learning Difficulties
VI	Visual Impairment

Graph 1: All Surrey annual additional place availability by School Designation 2019/20-2031/32 (2,404 additional places)



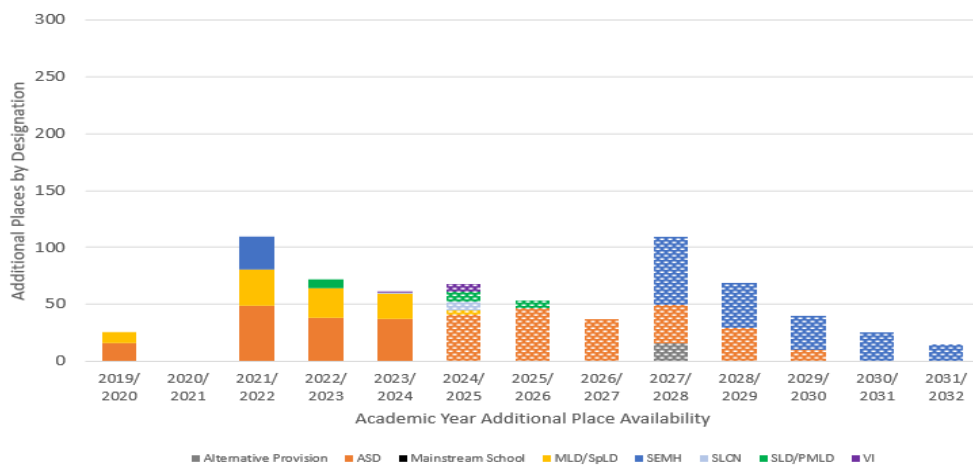
Designation	2019-2020	2020-2021	2021-2022	2022-2023	2023-2024	2024-2025	2025-2026	2026-2027	2027-2028	2028-2029	2029-2030	2030-2031	2031-2032
Alternative Provision	0	0	0	0	0	0	25	0	16	0	0	0	0
ASD	24	74	180	163	126	184	176	113	128	87	54	36	46
Mainstream Access	0	0	0	1	0	0	0	0	0	0	0	0	0
MLD/SpLD	20	0	71	67	69	43	26	22	8	4	0	0	0
SEMH	0	0	34	0	0	0	21	22	60	100	70	50	40
SLCN	0	0	0	0	1	7	0	0	0	0	0	0	0
SLD/PMLD	33	0	0	16	0	20	16	17	49	37	20	10	10
VI	0	0	0	0	1	7	0	0	0	0	0	0	0

Graph 2: North East Surrey additional place availability by School Designation 2019/20-2031/32 (649 additional places)



Designation	2019-2020	2020-2021	2021-2022	2022-2023	2023-2024	2024-2025	2025-2026	2026-2027	2027-2028	2028-2029	2029-2030	2030-2031	2031-2032
Alternative Provision	0	0	0	0	0	0	15	0	0	0	0	0	0
ASD	8	17	96	69	55	114	97	67	40	17	3	0	0
Mainstream	0	0	0	0	0	0	0	0	0	0	0	0	0
MLD/SpLD	0	0	8	4	11	9	4	4	0	0	0	0	0
SEMH	0	0	0	0	0	0	0	0	0	0	0	0	0
SLCN	0	0	0	0	0	0	0	0	0	0	0	0	0
SLD/PMLD	11	0	0	0	0	0	0	0	0	0	0	0	0
VI	0	0	0	0	0	0	0	0	0	0	0	0	0

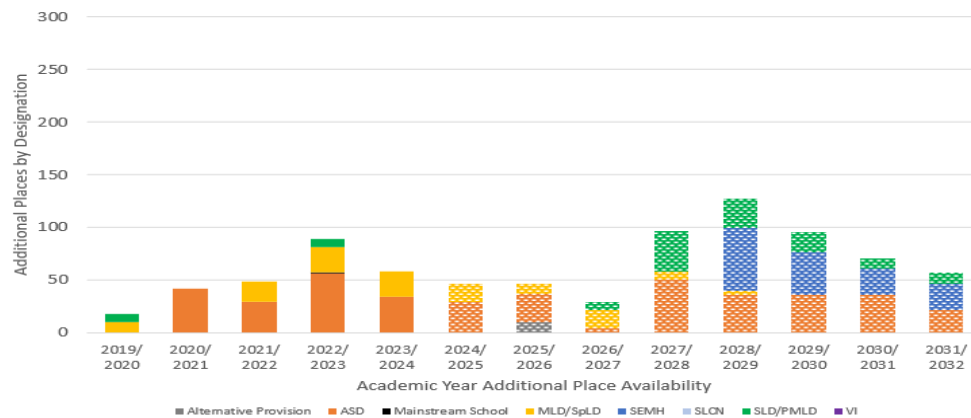
Graph 3: North West Surrey additional place availability by School Designation 2019/20-2032/33 (666 additional places)



4a

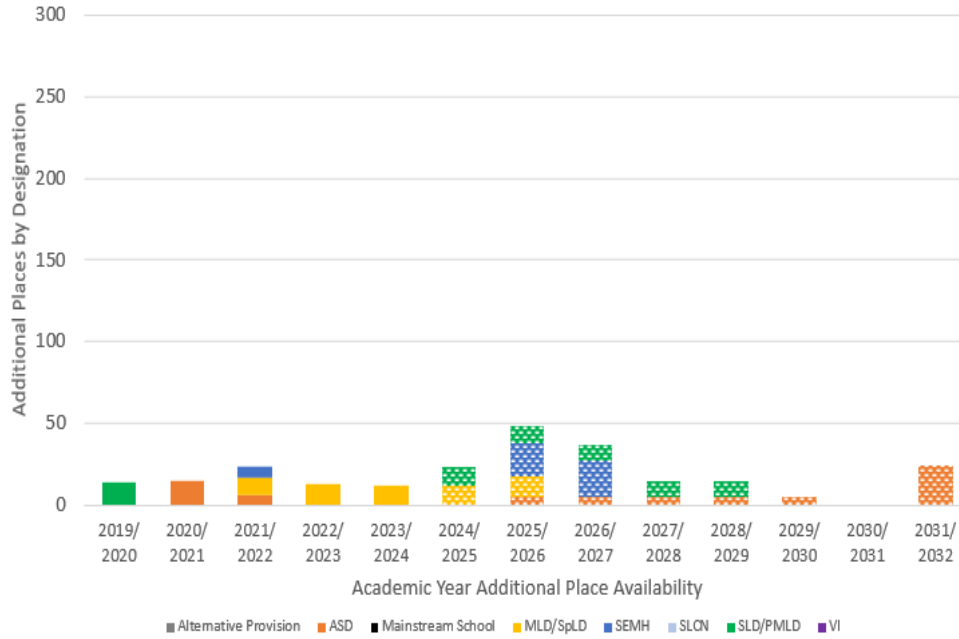
Designation	2019-2020	2020-2021	2021-2022	2022-2023	2023-2024	2024-2025	2025-2026	2026-2027	2027-2028	2028-2029	2029-2030	2030-2031	2031-2032
Alternative Provision	0	0	0	0	0	0	0	0	0	16	0	0	0
ASD	16	0	49	38	37	41	47	37	33	29	10	0	0
Mainstream	0	0	0	0	0	0	0	0	0	0	0	0	0
MLD/SpLD	10	0	32	26	22	4	0	0	0	0	0	0	0
SEMH	0	0	28	0	0	0	0	0	60	40	30	25	15
SLCN	0	0	0	0	1	7	0	0	0	0	0	0	0
SLD/PMLD	0	0	0	8	0	9	6	0	0	0	0	0	0
VI	0	0	0	0	1	7	0	0	0	0	0	0	0

Graph 4: South East Surrey additional place availability by School Designation 2019/20-2032/33 (827 places)



Designation	2019-2020	2020-2021	2021-2022	2022-2023	2023-2024	2024-2025	2025-2026	2026-2027	2027-2028	2028-2029	2029-2030	2030-2031	2031-2032
Alternative Provision	0	0	0	0	0	0	0	10	0	0	0	0	0
ASD	0	42	29	56	34	29	27	4	50	36	36	36	22
Mainstream	0	0	0	1	0	0	0	0	0	0	0	0	0
MLD/SpLD	10	0	20	24	24	18	10	18	8	4	0	0	0
SEMH	0	0	0	0	0	0	0	0	0	60	40	25	25
SLCN	0	0	0	0	0	0	0	0	0	0	0	0	0
SLD/PMLD	8	0	0	8	0	0	0	7	39	27	20	10	10
VI	0	0	0	0	0	0	0	0	0	0	0	0	0

Graph 5: South West Surrey additional place availability by School Designation 2019/20-2032/33 (262 additional places)



Designation	2019-2020	2020-2021	2021-2022	2022-2023	2023-2024	2024-2025	2025-2026	2026-2027	2027-2028	2028-2029	2029-2030	2030-2031	2031-2032
Alternative Provision	0	0	0	0	0	0	0	0	0	0	0	0	0
ASD	0	15	6	0	0	0	0	5	5	5	5	5	24
Mainstream	0	0	0	0	0	0	0	0	0	0	0	0	0
MLD/SpLD	0	0	11	13	12	12	12	0	0	0	0	0	0
SEMH	0	0	6	0	0	0	0	21	22	0	0	0	0
SLCN	0	0	0	0	0	0	0	0	0	0	0	0	0
SLD/PMLD	14	0	0	0	0	0	11	10	10	10	10	10	0
VI	0	0	0	0	0	0	0	0	0	0	0	0	0

- c. The total spend on NMI placements for children under 16 in 2023/24 was £80.2m, with a gross cost of £82.1m (before health contribution). For those post 16 in the same period, the total spend was £17.6m, with a gross cost of £20.6m (before health contribution). The spend on transport to NMIs was £9,481,718 for the 23/24 financial year.

Clare Curran
Cabinet Member for Children, Families and Lifelong Learning
25 June 2024

Question (2) Catherine Powell

Appendix 1 of the 2023 / 24 Outturn Financial Report shows a £10 million overspend in Childrens Quality & Performance, please can the Cabinet Member provide a breakdown of this overspend as it is not mentioned in the report?

Reply:

This overspend all relates to Home to School transport, that has been reported in the Monthly Cabinet reports, and included in the commentary and details for Month 11.

Clare Curran
Cabinet Member for Children, Families and Lifelong Learning
25 June 2024

Question (3) Catherine Powell

The 2024/25 Month 1 Financial Report shows a forecast overspend of £7.4 million, principally in relation to home to school transport.

- a. How much of this cost increase is associated with the transportation of children with SEND to independent schools?
 - i. Inside Surrey
 - ii. Outside Surrey
- b. How much of this cost increase is associated with non-SEND transport?

Reply:

- a. The forecast overspend in 2024/25 is based on modelling projected increases to the number of routes and provisions that are currently arranged and projecting that forward. The forecast overspend cannot be fully linked to actual journeys as the costs are forecasts of potential journeys for children who have not yet been placed and are based on the current profiles of factors including children, settings, routes, providers, and inflationary pressures.

As part of the answer to question 1 the costs in 2023/24 for transport to NMIs has been identified as a total of £9,481,718, this can further break down as £5,559,072 to NMI schools in Surrey and £3,922,646 to NMI schools outside of Surrey.

- b. The overspend in the budget is all due to SEND transport pressures, none is associated with non-SEND transport.

Clare Curran
Cabinet Member for Children, Families and Lifelong Learning
25 June 2024

Question (4) Catherine Powell

Please can the Cabinet Member advise how many children / young people in Surrey that are in the EHCNA process or have an EHCP are currently either without a school or are enrolled at a school but not attending more than 50% of the time?

Reply:**Children who are missing education**

There are currently 63 children in years 0 to 11 with an EHCP who are open to us as children missing education (CME) i.e. are without a school place. For children in years 0 to 11 who are under assessment for an EHCP, 7 are open to us as CME.

All children who are CME are monitored via a monthly multi-agency meeting. Each child has an identified lead professional who coordinates a plan to ensure that the child returns to school at the earliest possible opportunity.

Children who are severely absent (50% and below attendance)

Of the 11,440 children with an EHCP in years 0 to 11, we have live attendance data available for approximately 80% (around 9000). Where we do hold the data, approximately 10% of children (around 900) are severely absent. We have attendance data for just under 700 of the children under assessment for an EHCP, of which around 100 (16%) have attendance of 50% or lower in their current school. We do not have live attendance data for children attending out of county schools or independent/ non-maintained settings.

All maintained and academy primary, secondary and specialist schools have termly Targeted Support Meetings carried out by their allocated Inclusion Officer. Children with SEND who are persistently or severely absent are identified and discussed and plans to support the child to access attendance are agreed with the school.

The new DfE Working Together to Improve School Attendance guidance which becomes statutory on 19 August 2024 outlines that improving attendance is everyone's responsibility. Schools will have a continuing responsibility to manage and improve attendance across their school community. As attendance is the foundation to positive outcomes (including safeguarding) for all pupils it has to be everyone's responsibility. Schools are encouraged to have an attendance champion who is a member of the leadership team. Amongst other responsibilities all schools are expected to:

- work jointly with families to understand and remove barriers to attendance.
- develop a whole school culture that encourages high attendance supported by an attendance policy which is understood by all.
- monitor and analyse attendance and absence data to identify pupils/cohorts who may require support and the implementation of effective strategies.
- share information and work with other schools, local authorities, and partners to prevent persistent or severe absence.
- be particularly mindful of pupils absent from school due to mental or physical ill health or their special educational needs and/or disabilities and provide them with additional support.

In relation to the balance of accountabilities schools will be able to request the LA issue penalty notices in respect of unauthorised absences as well as unauthorised leave in term time. Headteachers will no longer be able to authorise holidays in term time. From September Schools will be expected to undertake the case work and collate evidence before referring to the LA for consideration of a legal intervention.

Clare Curran

Cabinet Member for Children, Families and Lifelong Learning

25 June 2024

Question (5) Catherine Powell

Please can the Cabinet Member provide confirmation that the additional budget provided to the Children, Families and Lifelong Learning Directorate referenced on page 305 of the papers ensures delivery of the following, and if not why not:

- a. A full reinstatement of the SEND Play and Leisure services that were lost in the cuts in the 2022/23 budget. Please can you provide a full list of services and hours added and when they will be available in FY 24/25 with a comparison of the services and hours that were available in FY22/23;
- b. Some reduction in the waiting lists for the SEND Play and Leisure waiting lists;
- c. The roll out of the Foster Carers Charter agreed by the Corporate Parenting Board in November 2023 and the associated maturity model to track improvements in performance in this area;
- d. Increased support for children with suspected ASD in mainstream schools?

Reply:

- a. The £370k of additional funding allocated to Play and Leisure short breaks in the 2024/25 budget has enabled Surrey County Council to commission an additional 19,300 hours of provision. This is now the confirmed position, following rapid work (noting available budget confirmation in March 2024) to secure appropriate internal procurement approvals and then develop and negotiate viable delivery proposals with our provider partners to realise additional capacity in 2024/25. This has included allowing time for providers to confirm how they would staff additional sessions and, in some cases, source additional venues. In total, the outcome of the process is that SCC is commissioning a total of 97,700 hours of short breaks in 2024/25, compared to 91,500 in 2022/23, whilst also commissioning a higher proportion of provision that is accessible to children who require 1-to-1 support to access their short break.

This has been distributed between the following different services, realising the below levels of commissioned service capacity:

Play and leisure service type	2022/23		2024/25	
	Funding	Commissioned hours of capacity	Funding	Commissioned hours of capacity
Lot 1 – All Additional Needs and Disabilities (AN&D)	£1,210,704	83,134	£1,391,595	68,721
Lot 2 – Autism	£62,000	5,080	£104,141	5,225
Lot 3 – Complex Health	£80,500	2,280	£82,180	4,504
Lot 4 – Visual Impairment (VI)	£20,000	1,000	£27,200	1,000
Lot 5 – Complex Needs*	£0	0	£429,656	18,328
Total	£1,373,204	91,494	£2,034,772	97,778

*Please note - Services under Lot 5 are fully funded through the Department for Education's (DfE) Short Breaks Innovation Fund in 2023/24 and 2024/25

Whilst overall capacity commissioned in 2024/25 exceeds the historical level commissioned in 2022/23, it is important to note that this does not mean there is no change for providers. As is often the case when services are recommissioned, the distribution of service provision in 2024/25 is different than in 2022/23. This was the result of the legally required open and transparent tender process, where the submissions from different providers were evaluated on the basis of their quality, including consideration of impact on outcomes for children and families, and cost – with funding awards made in proportion to the scores achieved by bidders and new contracts started from April 2023. To ensure compliance with public procurement regulations, the additional funding confirmed for 2024/25 has been allocated to providers in proportion to the funding awards made under the latest tender process (noting this was subject to providers confirming that they could deliver appropriate additional capacity with the available funding).

Within this overall picture, we are pleased to report that some providers have been able to mobilise services in additional locations with the additional funding, including new provision in Mole Valley, Spelthorne, and Surrey Heath – enabling more families to access services close to home. It is also positive to note that we have commissioned significantly more hours of provision under “Lot 3 – Complex Health” in 2024/25 than in 2022/23, which has previously been highlighted as an area of focus by the CFLC Select Committee. This reflects the fact there is now a different mix of providers in place who are able to deliver the service at a more favourable unit cost.

The additional hours created through the allocation of the £370k funding will start being delivered by our provider partners, at the latest, from the autumn, in line with the specific proposals negotiated and agreed with CFL Commissioning, but all additional provision is scheduled to be delivered by 31 March 2025.

- b. As a result of the allocation of additional funding and creation of capacity within play and leisure short breaks services, as set out in response to question 5 a), there will be additional opportunities for children and young people to access short breaks. We expect that this will have a positive effect on some children and young people who are currently on waiting lists for the various schemes.
- c. The additional one-off allocation of £0.05m to support the implementation and roll-out of the Foster Carers’ Charter will enable additional staffing capacity and activity within the fostering service to publicise the Charter, embed it within day-to-day practice and enable measurement and evaluation of its effectiveness. This will be alongside ongoing involvement with the community of foster carers and will focus on:
 - Additional communication and implementation activity across the wider children’s services workforce and corporate parents.
 - Development of learning opportunities and improved awareness for social work staff about the fostering role.
 - Reporting and action planning from feedback activity with foster carers , linked to the Charter’s commitments.
 - Development of an integrated suite of measures in a dashboard (pulling together existing and identifying new measures) that contribute to evaluating how well the Charter is working in practice.
 - Working with the Surrey County Fostering Association to consider how a proportionate and workable ‘maturity model’ will be defined and measured, linked to the Charter.
 - Support with reporting to governance forums on progress of the implementation plan, and delivery against the Charter’ commitments.

Work in this area will also be linked with the ongoing foster carers portal project, which will be a key delivery vehicle to enable improved effectiveness against the Charter's commitments.

- d. It is confirmed that all the initiatives referenced in the paper will support children with autism in their mainstream school place.

The programmes described in the paper are:

- Enhanced Language and Communication Initiative (ELCI) which provides support for Reception class staff to identify and support children with language delays, disorders, and social communication issues.
- Supporting Inclusion For Autism –(SIFA) – Targeted support for children identified as potentially requiring a change of provision providing support at the earliest opportunity.

Schools Autism Inclusion Review – (SAIR) Whole school review including senior leaders, school teaching staff, parents, and students with follow up evaluation and confidence rating. To offer practical tips on creating autism friendly school environments.

Clare Curran
Cabinet Member for Children, Families and Lifelong Learning
25 June 2024

Question (6) Catherine Baart

With regard to the Surrey Youth Justice Plan published in this agenda, please can you set out what the targets for this are going forward, what specific actions are proposed to deliver against these targets in the coming year, and who is leading on these actions.

Reply:

I would respectfully request that Members of the Council refer to Section 14 of the Surrey Youth Justice plan (pages 54-61) which outlines the Service Development plan for 2024/25. This provides details of key objectives, specific actions and who is responsible for the completion of these. Youth Justice objectives are devised in conjunction with the National Standards for Children in Youth Justice and in line with the Youth Justice Board (YJB) Key Performance Indicators, all of which are determined by the national YJB framework.

Clare Curran
Cabinet Member for Children, Families and Lifelong Learning
25 June 2024

Question (7) Catherine Baart

Please can you provide an update on the progress of reviewing primary school places in the Reigate Area.

Reply:

Following public consultation, the option to set up an education working group to explore reorganisation options for schools in the primary planning area of Reigate was agreed by [Surrey County Council Cabinet on 27 February 2024](#). The need for change is due to Reigate Priory Junior School not being able to remain in its current form on the current site.

The working group was quickly established and includes school leaders and education professionals. The working group has also established a small reference group for parents and carers to ensure their views are also factored into plans.

The group are currently assessing the viability of different options and considering how options for change in individual schools could fit together to continue to provide sufficient school places in the planning area of Reigate. This involves assessing the impact of any changes to school places or provision for future years.

The viability work in progress looks at what could be possible from a design point of view and what is not possible. Actions to date include:

- Agreement for viability assessments to be undertaken at the sites of Holmesdale Community Infant School, Dovers Green Infant School, and Sandcross Primary School and at the current site of Reigate Priory Junior School and Woodhatch Place.
- Stage 1 viabilities in progress, led by independent consultants.
- Stage 1 viabilities currently being assessed by the working group.
- Pupil movement mapping and modelling.

Any proposals will be considered using the evaluation criteria published in the [Working Group Terms of Reference](#)

Alongside the education working group, it was also recommended by Cabinet to pursue the determination of the live planning application for a new school building for Reigate Priory Junior School on the Woodhatch site. It is sensible and reasonable to do this in order for SCC Cabinet to fully understand if this is a viable option for a school on the Woodhatch Place site. Officers are currently preparing to submit additional planning documentation to the live planning application. As with any planning application, there will be a public consultation period and residents will be able to share views on the proposal before it goes to a SCC Planning and Regulatory Committee Meeting for determination. We expect this process to take place throughout the summer. It is important to stress that the planning application, is an entirely separate process, independent from and outside the scope of the working group.

Once work is fully completed, findings from both the education working group and the live planning application for Woodhatch Place will be brought back to Surrey County Council's Cabinet. This will happen later this year and Cabinet will consider all conclusions and decide next steps.

The stages of the process are outlined on the Surrey County Council webpage [Provision of primary school places in Reigate - Surrey County Council \(surreycc.gov.uk\)](#). The webpage will continue to be updated.

Clare Curran
Cabinet Member for Children, Families and Lifelong Learning
25 June 2024

Question (8) Fiona Davidson

Paragraph 15 of the 2023/2024 Outturn Financial Report discusses a net overspend in ETI. One of the items contributing to overspend is '...dedicated resources to support community engagement activities and events.'

Can the Cabinet Member please provide details of these activities and events, the budget costs for each, the actual costs associated with each, and the actual total costs incurred?

Reply:

Paragraph 15 of the report references a total £350k overspend (rounded up to £400k in the report) which comprises a range of pressures as follows (offset by a saving of £5k):

- £88k on consultancy (31Ten) to support the redesign of EIG services which was a one off spend.
- £75k on training (of which £54,866 was on mandatory training) – this is an annual pressure due to the provision provided corporately (£15k for circa 1000 staff) not being sufficient to cover costs, and is expected as a pressure again in 24/25 as it has not been addressed in the budget, and will likely increase now that all corporate funding has been withdrawn.
- The £63k quoted in the council question was part of a wider staffing pressure of £192k which also included additional project management to support service improvements and legislative change and increased executive support for additional Director posts that were created throughout the year. All these costs have been built in to our 24/25 base budget or are otherwise funded through Task & Finish Groups.

Three additional officers were introduced during 23/24 into the EIG Planning, Performance & Support service dedicated to engagement at a total cost of £63,000, in recognition that additional capacity was required to support and improve the wide range of consultation and engagement activity taking place across the Directorate. Ongoing officer costs have since been included in 24/25 budgets.

Since the team's inception in 2023, they have provided support across the Directorate with specific consultation and engagement activities, including (amongst others) Vision Zero Road Safety, Local Nature Recovery and Minerals and Waste public consultations alongside a number of high-profile highways projects. They have developed tools and training for officers in relation to engagement to improve consistency and standards, implemented an engagement forum and tracker to increase awareness and maximize opportunities for joint engagement, and supported with urgent operational engagement situations such as the recent oil spill at Caterham Bypass.

The team are also key points of contact for colleagues across the council, relating to EIG engagement and have been a significant contributor to the newly emerging council wide unified framework for engagement.

Budgets for engagement are held within different services and are specific to each project or activity, in some cases externally funded. We do not keep a central record of all costs spent specifically on engagement activities and events across EIG, and due to the variety of budgets and sources that are funded from it would require significant resource to collate this information.

Matthew Furniss

Cabinet Member for Highways, Transport and Economic Growth

25 June 2024

Question (9) Fiona Davidson

Paragraph 33 of the 2023/2024 Outturn Financial Report notes that '... a further £4.5 of capital spend was incurred relating to Your Fund Surrey...'

Can the Cabinet Member please advise whether this as an overspend against budget, and on what items this spend was incurred? If an overspend, what are the implications of this overspend in 2023/2024 on the YFS budget for 2024/2025?

Reply:

Your Fund Surrey has a profiled capital budget over several years, the reference to the £4.5 spend reflects the monies released against the projects approved in 2023/24. This is not an overspend and there are still monies profiled for Your Fund Surrey in this year and next.

Denise Turner-Stewart
Cabinet Member for Customer and Communities and Deputy Leader
25 June 2024

Question (10) Steven McCormick

Can the Cabinet Member confirm the number of Special Educational Needs and Disability Tribunal (SENDIST) appeals made against Surrey County Council in the past year and how many were successful please?

Reply:

For the last academic year, 496 appeals were lodged with Special Educational Needs and Disability Tribunal (SENDIST) by parents against SCC decisions.

Of these 496 appeals, 426 cases were either resolved outside the tribunal process (115 cases) or were continuing (311 cases), but at the time of counting had not been heard by the SENDIST.

The 115 cases resolved outside the tribunal process were because the:

- parent withdrew the appeal (20 cases)
- Local Authority conceded (14 cases)
- disputed issue was resolved by the consent of both parties (79 cases)
- children moved to another local authority during the proceedings (2 cases)

Of those cases that were heard and concluded by the tribunal in the last academic year (73 cases):

- 2 cases were dismissed in favour of the local authority.
- 7 cases were partially found in favour of the local authority.
- 64 cases were found in favour of the parent.

Nationally, 98.3% of education tribunals were resolved in favour of parents in 2022/23.

In Surrey, the number of cases that were not successfully defended were as follows:

- 97% in 2020
- 97% in 2021
- 97% in 2022

Surrey is in line with national trends regarding tribunal decisions.

Clare Curran
Cabinet Member for Children, Families and Lifelong Learning
25 June 2024

This page is intentionally left blank